

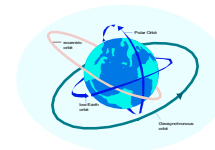


Crème Champ Camp Summer Program
Art Lesson Plan

Theme: Rockin' Records

Week: July 31-August 4, 2017

Day of the Week	Objectives/ Projects	Gard 2	Gard 3	Crème Prep	Transitional Kindergarten	Summer Camp
Monday	"Making Musical Notes" Objective: To learn where to place notes on a musical bar.	Add water to paper and use a dropper to drop yellow and red watercolor. Glue black musical bars and three notes to bars.	Add water to paper and use a dropper to drop yellow and red watercolor. Glue black musical bars and three notes to bars.	Add water to paper and use a dropper to drop yellow and red watercolor. Glue black musical bars and three notes to bars.	"Sketching a Guitar" Objective: Using form through art. Draw a guitar and let kids design base of guitar. Using markers, color in designs.	"Sketching a Guitar" Objective: Using form through art. Draw a guitar and let kids design base of guitar. Using markers, color in designs.
Tuesday	"Creating a Vinyl Record" Objective: Eye hand coordination.	Give each a large paper circle. Paint with black watercolor. Give smaller circle for center and color yellow. Using small brush, make circular motion around circle.	Give each a large paper circle. Paint with black watercolor. Give smaller circle for center and color yellow. Using small brush, make circular motion around circle.	Give each a large paper circle. Paint with black watercolor. Give smaller circle for center and color yellow. Using small brush, make circular motion around circle.	"Painting Guitar" Objective: Learning to apply color to shape. Let child use colors by choice. Add details on handle with markers.	FIELD TRIP
Wednesday	"Finger Painting" Objective: To create your own design.	Color first with red and dab some white onto paper. Then take a small amount of black finger paint and move around making grey.	Color first with red and dab some white onto paper. Then take a small amount of black finger paint and move around making grey.	Color first with red and dab some white onto paper. Then take a small amount of black finger paint and move around making grey.	"Designing a CD Cover" Objective: Utilizing the fundamentals of art Sketch a square and draw shapes and designs.	"Painting Guitar" Objective: Learning to apply color to shape. Let child use colors by choice. Add details on handle with markers.
Thursday	"Texture Painting" Objective: To learn about different feels of material ion art.	Color first with black and give a small amount of blue paint mixed with sand on paper. Give a piece of cloth and jump red on to make design on paper.	Color first with black and give a small amount of blue paint mixed with sand on paper. Give a piece of cloth and jump red on to make design on paper.	Color first with black and give a small amount of blue paint mixed with sand on paper. Give a piece of cloth and jump red on to make design on paper.	"Designing a CD Cover" Using markers color in designs with children's choice of colors.	FIELD TRIP
Friday	"Printing Small Records" Objective: To create a pattern.	Color first with all colors. Using a cork dip in black paint and print. Use a small eraser and dip in white for label of record.	Color first with all colors. Using a cork dip in black paint and print. Use a small eraser and dip in white for label of record.	"Stencil Art" Objective: Using the imagination, create your own design using stencils and markers.	"Stencil Art" Objective: Using the imagination, create your own design using stencils and markers.	"Stencil Art" Objective: Using the imagination, create your own design using stencils and markers.



Crème Champ Camp Summer Program
Art Lesson Plan

Theme: Planet Crème

Week: August 7-11, 2017

Day of the Week	Objectives	Gard 2	Gard 3	Crème Prep	Transitional Kindergarten	Summer Camp
Monday	“The Earth and Moon” Objective: To learn to print.	Rub paper with black crayon and paint green on the land and blue for the water to create the earth. Paint light grey on smaller circle to create the Moon.	Rub paper with black crayon and paint green on the land and blue for the water to create the earth. Paint light grey on smaller circle to create the Moon.	Rub paper with black crayon and paint green on the land and blue for the water to create the earth. Paint light grey on smaller circle to create the Moon.	Rub paper with black crayon and paint green on the land and blue for the water to create the earth. Paint light grey on smaller circle to create the Moon.	“Clay Alien” Objective: Creating an object from clay using the imagination. Have kids draw first their creation on paper and then give a small ball of clay to form the alien they created. Have them make a base for it to stand on.
Tuesday	“The Moon and The Earth” Objective: To use cool and warm colors.	Paint with yellow watercolor and give each a circle to color purple. Print with blue for the land. Glue all on.	Paint with yellow watercolor and give each a circle to color purple. Print with blue for the land. Glue all on.	Paint with yellow watercolor and give each a circle to color purple. Print with blue for the land. Glue all on.	Paint with yellow watercolor and give each a circle to color purple. Print with blue for the land. Glue all on.	Field Trip
Wednesday	“Goop” Objective: To learn to manipulate different materials.	Give each child a piece of goop to form into a ball. Have them press onto paper to create a planet. Ask each what planet they made and write underneath.	Give each child a piece of goop to form into a ball. Have them press onto paper to create a planet. Ask each what planet they made and write underneath.	Give each child a piece of goop to form into a ball. Have them press onto paper to create a planet. Ask each what planet they made and write underneath.	Give each child a piece of goop to form into a ball. Have them press onto paper to create a planet. Ask each what planet they made and write underneath.	“Painting Our Alien” Objective: Learning to choose own colors. Using acrylic paint paint entire alien and base.
Thursday	“Roller Painting” Objective: To mix yellow and blue to make green.	Paint with yellow and roll a small amount of blue across yellow to make green. Using a small circle, create earth design.	Paint with yellow and roll a small amount of blue across yellow to make green. Using a small circle, create earth design.	Paint with yellow and roll a small amount of blue across yellow to make green. Using a small circle, create earth design.	Paint with yellow and roll a small amount of blue across yellow to make green. Using a small circle, create earth design.	Paint with yellow and roll a small amount of blue across yellow to make green. Using a small circle, create earth design.
Friday	“Paper Collage” Objective: Eye hand coordination	“Stencil Art” Objective: Using your imagination, create your own design with markers and stencils.	“Stencil Art” Objective: Using your imagination, create your own design with markers and stencils.	“Stencil Art” Objective: Using your imagination, create your own design with markers and stencils.	“Stencil Art” Objective: Using your imagination, create your own design with markers and stencils.	“Stencil Art” Objective: Using your imagination, create your own design with markers and stencils.



Crème Champ Camp Summer Program

Theme: What's Cooking?

Art Lesson Plan

Week: August 14-18, 2017

Day of the Week	Projects/ Objectives	Gard 2	Gard 3	Crème Prep	Transitional Kindergarten	Summer Camp
Monday	My Ice Cream Cones Objective: To learn to create pastel colors.	Give each two paper cones and paint light brown. Use an art tool to create waffle cone. Give two ice cream tops and paint one pink and one lime. Add a cherry.	Give each two paper cones and paint light brown. Use an art tool to create waffle cone. Give two ice cream tops and paint one pink and one lime. Add a cherry.	Give each two paper cones and paint light brown. Use an art tool to create waffle cone. Give two ice cream tops and paint one pink and one lime. Add a cherry.	Give each two paper cones and paint light brown. Use an art tool to create waffle cone. Give two ice cream tops and paint one pink and one lime. Add a cherry.	"Making a Clay Hamburger" Objective: Learning how to form shapes from clay. Create bun and set aside. Make patty, lettuce and tomato. Put all together to look like burger.
Tuesday	Yummy Watermelon Objective: To learn to mix green.	Give each a watermelon slice and paint red. Paint rind green by mixing yellow and blue. Dot black seeds over red and put together.	Give each a watermelon slice and paint red. Paint rind green by mixing yellow and blue. Dot black seeds over red and put together.	Give each a watermelon slice and paint red. Paint rind green by mixing yellow and blue. Dot black seeds over red and put together.	Give each a watermelon slice and paint red. Paint rind green by mixing yellow and blue. Dot black seeds over red and put together.	FIELD TRIP
Wednesday	A Plate of Chocolate Chip Cookies Objective: To create dimension.	Give each a small paper plate and color red. Give three paper cookies each and color light brown. Add dark brown spots for chips. Glue onto plate.	Give each a small paper plate and color red. Give three paper cookies each and color light brown. Add dark brown spots for chips. Glue onto plate.	Give each a small paper plate and color red. Give three paper cookies each and color light brown. Add dark brown spots for chips. Glue onto plate.	Give each a small paper plate and color red. Give three paper cookies each and color light brown. Add dark brown spots for chips. Glue onto plate.	"Painting a Clay Hamburger" Objective: Learning to create small details on clay. Paint all components of burger and glaze together.
Thursday	A Bowl of Popcorn Objective: To create your own design.	Paint wall blue and table red. Give each child a large paper bowl. Using crayons draw designs or pictures. Paint popcorn bundle light yellow. Glue all on.	Paint wall blue and table red. Give each child a large paper bowl. Using crayons draw designs or pictures. Paint popcorn bundle light yellow. Glue all on.	Paint wall blue and table red. Give each child a large paper bowl. Using crayons draw designs or pictures. Paint popcorn bundle light yellow. Glue all on.	Paint wall blue and table red. Give each child a large paper bowl. Using crayons draw designs or pictures. Paint popcorn bundle light yellow. Glue all on.	FIELD TRIP
Friday	Shape Collage Objective: Eye hand coordination	Color with black over paper. Give each one circle, a triangle and square. Color one red, one blue and one yellow.	Color with black over paper. Give each one circle, a triangle and square. Color one red, one blue and one yellow.	"Stencil Art" Objective: Using the imagination creates your own design using stencils and markers.	"Stencil Art" Objective: Using the imagination creates your own design using stencils and markers.	"Stencil Art" Objective: Using the imagination, create your own design using stencils and markers.



Crème de la Crème®

Early Learning Centers of Excellence®



Crème Champ Camp Summer Program Art Lesson Plan

Theme: Outdoor Adventures

Week: August 21-25, 2017

Day of the Week	Objectives/ Projects	Gard 2	Gard 3	Crème Prep	Transitional Kindergarten	Private Kindergarten
Monday	“Hand Sun” Objective: To learn to make orange with yellow and red.	Color background blue and give each child a yellow circle. Glue in middle and paint hand yellow-orange and place around circle.	Color background blue and give each child a yellow circle. Glue in middle and paint hand yellow-orange and place around circle.	Color background blue and give each child a yellow circle. Glue in middle and paint hand yellow-orange and place around circle.	Color background blue and give each child a yellow circle. Glue in middle and paint hand yellow-orange and place around circle.	“Elephant Drawing” Objective: Learning to sketch. Practice first, and then on watercolor paper draw elephant and foliage.
Tuesday	“Let’ Go Canoeing!” Objective: To create different texture.	Paint sky light blue and glue paper water at bottom. Give each a canoe and color brown. Color popsicle sticks brown for oars.	Paint sky light blue and glue paper water at bottom. Give each a canoe and color brown. Color popsicle sticks brown for oars.	Paint sky light blue and glue paper water at bottom. Give each a canoe and color brown. Color popsicle sticks brown for oars.	Paint sky light blue and glue paper water at bottom. Give each a canoe and color brown. Color popsicle sticks brown for oars.	Paint sky light blue and glue paper water at bottom. Give each a canoe and color brown. Color popsicle sticks brown for oars.
Wednesday	“Making A Camp Fire” Objective: To create dimension in art.	Color background black. Paint crossed fire logs brown and wood texture. Paint flame red, yellow and orange. Glue sticks over firewood.	Color background black. Paint crossed fire logs brown and wood texture. Paint flame red, yellow and orange. Glue sticks over firewood.	Color background black. Paint crossed fire logs brown and wood texture. Paint flame red, yellow and orange. Glue sticks over firewood.	Color background black. Paint crossed fire logs brown and wood texture. Paint flame red, yellow and orange. Glue sticks over firewood.	“Elephant Drawing Part Two” Objective: Adding details. Using watercolor paint in elephant, grass, trees and sky.
Thursday	“Finding Acorns” Objective: To make a pattern.	Give each three paper acorns. Paint the top light brown and the bottom of acorn brown. Color background green and glue all on.	Give each three paper acorns. Paint the top light brown and the bottom of acorn brown. Color background green and glue all on.	Give each three paper acorns. Paint the top light brown and the bottom of acorn brown. Color background green and glue all on.	Give each three paper acorns. Paint the top light brown and the bottom of acorn brown. Color background green and glue all on.	“Stencil Art” Objective: Using the imagination. Create your own design using markers and stencils.
Friday	“Paper Collage” Objective: Eye hand coordination.	Color first with all colors and add different shapes of paper over coloring.	Color first with all colors and add different shapes of paper over coloring.	“Stencil Art” Objective: Using the imagination. Create your own design using markers and stencils.	“Stencil Art” Objective: Using the imagination. Create your own design using markers and stencils.	“Stencil Art” Objective: Using the imagination. Create your own design using markers and stencils.



Crème Champ Camp Summer Program
Art Lesson Plan

Theme: Festival Fun II

Week: August 28-September 1, 2017

Day of the Week	Objectives/ Projects	Gard 2	Gard 3	Crème Prep	Transitional Kindergarten	Private Kindergarten
Monday	“Colorful Maracas” Objective: To learn watercolor resist.	Color with black for background. Give each two paper maracas and create designs with red, yellow and blue. Wash with purple watercolor.	Color with black for background. Give each two paper maracas and create designs with red, yellow and blue. Wash with purple watercolor.	Color with black for background. Give each two paper maracas and create designs with red, yellow and blue. Wash with purple watercolor.	Color with black for background. Give each two paper maracas and create designs with red, yellow and blue. Wash with purple watercolor.	Color with black for background. Give each two paper maracas and create designs with red, yellow and blue. Wash with purple watercolor.
Tuesday	“Mardi Gras Mask” Objective: To experience art in two dimensions.	Give each a paper mask and color with purple. Set out feathers, small squares, circles and sequins. Let glue on. Glue mask onto construction paper.	Give each a paper mask and color with purple. Set out feathers, small squares, circles and sequins. Let glue on. Glue mask onto construction paper.	Give each a paper mask and color with purple. Set out feathers, small squares, circles and sequins. Let glue on. Glue mask onto construction paper.	Give each a paper mask and color with purple. Set out feathers, small squares, circles and sequins. Let glue on. Glue mask onto construction paper.	Give each a paper mask and color with purple. Set out feathers, small squares, circles and sequins. Let glue on. Glue mask onto construction paper.
Wednesday	“A Homecoming Parade” Objective: To use different textures in art.	Paint with water on paper and drop yellow and red watercolor on top. Glue confetti and colorful streamers over paper.	Paint with water on paper and drop yellow and red watercolor on top. Glue confetti and colorful streamers over paper.	Paint with water on paper and drop yellow and red watercolor on top. Glue confetti and colorful streamers over paper.	Paint with water on paper and drop yellow and red watercolor on top. Glue confetti and colorful streamers over paper.	Paint with water on paper and drop yellow and red watercolor on top. Glue confetti and colorful streamers over paper.
Thursday	“Printing Balloons” Objective: To learn warm and cool colors.	Paint background with blue watercolor. Give each a large paper balloon and make designs with green crayon and wash with blue paint.	Paint background with blue watercolor. Give each a large paper balloon and make designs with green crayon and wash with blue paint.	Paint background with blue watercolor. Give each a large paper balloon and make designs with green crayon and wash with blue paint.	Paint background with blue watercolor. Give each a large paper balloon and make designs with green crayon and wash with blue paint.	Paint background with blue watercolor. Give each a large paper balloon and make designs with green crayon and wash with blue paint.
Friday	“A Party On My Paper” Objective: Eye hand coordination.	Color with all colors. Glue on brightly colored strips of paper.	Color with all colors. Glue on brightly colored strips of paper.	“Stencil Art” Objective: Using the imagination, create your own design using markers and stencils.	“Stencil Art” Objective: Using the imagination, create your own design using markers and stencils.	“Stencil Art” Objective: Using the imagination, create your own design using markers and stencils.



Crème de la Crème®

Early Learning Centers of Excellence®

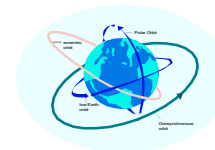


Theme: Rockin' Records

*Crème Champ Camp Summer Program
Creative Movement Lesson Plan*

Week: July 31-August 4, 2017

Day of the Week	Objectives	Gard 2	Gard 3	Crème Prep	Transitional Kindergarten	Summer Camp
Monday	To listen for different purposes.	Musical Soccer	Musical Soccer	Rockin' Soccer	Rockin' Soccer	Rockin' Soccer
Tuesday	Movement skills and the ability to follow directions	Simon Says	Simon Says <i>Dance</i>	Simon Says <i>Dance</i>	Simon Says <i>Dance</i>	Simon Says <i>Dance</i>
Wednesday	Movement skills and the ability to follow directions	Aerobic Dancing	Aerobic Dancing	Aerobic Dancing	Aerobic Dancing	Aerobic Dancing
Thursday	Coordination and the ability to jump on time	Jump Rope	<i>How many jumps can you jump?</i>	Jump Rope Contest	Jump Rope Contest	Jump Rope Contest
Friday	To work on dance and movement skills.	Freeze Dance	Freeze Tag	Freeze Tag	Freeze Tag	Freeze Tag



Crème Champ Camp Summer Program
Creative Movement Lesson Plan

Theme: Planet Crème

Week: August 7-11, 2017

Day of the Week	Objectives	Gard 2	Gard 3	Crème Prep	Transitional Kindergarten	Summer Camp
Monday	To throw balls at a particular target.	Rocket Launching	Rocket Launching	Rocket Launching	Rocket Launching	Rocket Launching
Tuesday	To move under the parachute on cue.	Parachute (out of space)	Parachute (out of space)	Parachute (out of space)	Parachute (out of space)	Parachute (out of space)
Wednesday	Scooter racing (connection two together)	Moon Buggy Race	Moon Buggy Race	Moon Buggy Race	Moon Buggy Race	Moon Buggy Race
Thursday	To time the ball and move away from it.	Planet Pickle (Camp Book)	Planet Pickle (Camp Book)	Planet Pickle (Camp Book)	Planet Pickle (Camp Book)	Planet Pickle (Camp Book)
Friday	To listen and react accordingly.	Spaceman Says (Camp Book)	Spaceman Says (Camp Book)	Spaceman Says (Camp Book)	Spaceman Says (Camp Book)	Spaceman Says (Camp Book)



Crème Champ Camp Summer Program

Theme: What's Cooking?

Creative Movement Lesson Plan

Week: August 14-18, 2017

Day of the Week	Objectives	Gard 2	Gard 3	Crème Prep	Transitional Kindergarten	Summer Camp
Monday	To collect balls and toss them in a basket.	Meatball Races	Meatball Races	Meatball Races	Meatball Races	Meatball Races
Tuesday	To use hoops and color shapes to create a pizza.	Pizza Race	Pizza Race	Pizza Race	Pizza Race	Pizza Race
Wednesday	To be able to listen and react when the music stops.	Musical Spaghettis	Musical Spaghettis	Musical Spaghettis	Musical Spaghettis	Musical Spaghettis
Thursday	To toss a ball in a particular direction.	Egg Toss	Egg Toss	Egg Toss	Egg Toss	Egg Toss
Friday	To learn how to balance a book on the head.	Cookbook Relay	Cookbook Relay	Cookbook Relay	Cookbook Relay	Cookbook Relay



Crème de la Crème®

Early Learning Centers of Excellence®



Theme: Outdoor Adventures

Crème Champ Camp Summer Program Creative Movement Lesson Plan

Week: August 21-25, 2017

Day of the Week	Objectives	Gard 2	Gard 3	Crème Prep	Transitional Kindergarten	Private Kindergarten
Monday	To begin to understand the concept of the football game.	Musical Hoops \ Duck, Duck Goose	Football Catch and Run Drills	Football Catch and Run drills	Flag Football	Flag Football
Tuesday	To choose some of the kids favorite summertime games.	Parachute Games \ Relay Races	Kick Ball Fun	Kick Ball Fun	Kick Ball Fun	Kick Ball Fun
Wednesday	To become more familiar with catching and rolling a ball.	Throwing, Catching and Rolling	Beanbag Bucket Tag	Beanbag Bucket Tag	Beanbag Bucket Tag	Beanbag Bucket Tag
Thursday	To throw balls to the target.	Cone Wars	Basketball Relays	Basketball Relays	Basketball Relays	Basketball Relays
Friday	To kick balls in a certain direction.	Kicking Balls and Catching	Jumbo T-ball	Jumbo T-ball	Jumbo Softball	Jumbo Softball



Crème Champ Camp Summer Program
Creative Movement Lesson Plan

Theme: Festival Fun II

Week: August 28-September 1, 2017

Day of the Week	Objectives	Gard 2	Gard 3	Crème Prep	Transitional Kindergarten	Private Kindergarten
Monday	To learn how weight transforms from one place to the other.	Duck Duck Goose	Tug of War	Tug of War	Tug of War	Tug of War
Tuesday	To learn the beginnings of jogging and pacing themselves.	Simon Says (with balls)	Cross Country Racing	Cross Country Racing	Cross Country Racing	Cross Country Racing
Wednesday	To react on cue while moving and have fun.	Musical Hoops	Musical Hoops	Musical Hoops	Musical Hoops	Musical Hoops
Thursday	To climb, jump, and crawl.	Obstacle Course	Obstacle Course	Obstacle Course	Obstacle Course	Obstacle Course
Friday	To aim a ball at a particular target.	Cone Wars	Cone Wars (teams)	Cone Wars (teams)	Cone Wars (teams)	Cone Wars (teams)



Crème de la Crème®

Early Learning Centers of Excellence®

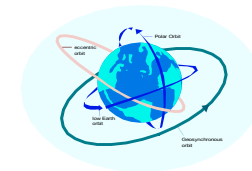
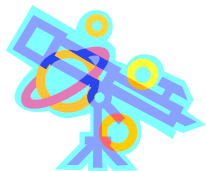


Crème Champ Camp Summer Program Computer Lesson Plan

Theme: Rockin' Records

Week: July 31-August 4, 2017

Day of the Week	Objectives	Gard 2	Gard 3	Crème Prep	Transitional Kindergarten	Summer Camp
Monday	Computer parts	Smart Board I can tell a story: music	Smart Board I can tell a story: music	Smart Board I can tell a story: music	Smart Board I can tell a story: music	Smart Board I can tell a story: music
Tuesday	Mouse Practice	Kids Pix Musical Collage	Kids Pix Musical Collage	Kids Pix Musical Collage	Kids Pix Musical Collage	Kids Pix Musical Collage
Wednesday	Shape Recognition	Smart Board Practice shapes	Smart Board Practice shapes	Smart Board Practice shapes	Smart Board Practice shapes	Smart Board Practice shapes
Thursday	Shape Recognition	Kids Pix Musical Scenes	Kids Pix Musical Scenes	Kids Pix Musical Scenes	Kids Pix Musical Scenes	Kids Pix Musical Scenes
Friday	To be creative.	Smart Board Draw your favorite instrument	Smart Board Draw your favorite instrument	Smart Board Draw your favorite instrument	Smart Board Draw your favorite instrument	Smart Board Draw your favorite instrument



Crème Champ Camp Summer Program
Computer Lesson Plan

Theme: Planet Crème

Week: August 7-11, 2017

Day of the Week	Objectives	Toddler Club	Gard 2	Gard 3	Crème Prep	Summer Camp
Monday	To use the Smart Board to recognize objects and find them.	Smart Board Interactive Learning: I Spy Fantasy	Smart Board Interactive Learning: I Spy Fantasy	Smart Board Interactive Learning: I Spy Fantasy	Smart Board Interactive Learning: I Spy Fantasy	Smart Board Interactive Learning: I Spy Fantasy
Tuesday	To use the computer to improve artistic creativity.	Kid Pix: Drawing the Solar System	Kid Pix: Drawing the Solar System	Kid Pix: Drawing the Solar System	Kid Pix: Drawing the Solar System	Kid Pix: Drawing the Solar System
Wednesday	To use the smart board to review the Alphabet.	Smart Board Interactive Learning: Jump Start Preschool Classic Version	Smart Board Interactive Learning: Jump Start Preschool Classic Version	Smart Board Interactive Learning: Jump Start Preschool Classic Version	Smart Board Interactive Learning: Jump Start Preschool Classic Version	Smart Board Interactive Learning: Jump Start Preschool Classic Version
Thursday	To work on critical thinking skills.	School House Rock: Thinking Games Deluxe	School House Rock: Thinking Games Deluxe	School House Rock: Thinking Games Deluxe	School House Rock: Thinking Games Deluxe	School House Rock: Thinking Games Deluxe
Friday	To use the Smart Board to read a story.	Smart Board Interactive Learning: "Just Me and My Dad" by Mercer Mayer	Smart Board Interactive Learning: "Just Me and My Dad" by Mercer Mayer	Smart Board Interactive Learning: "Just Me and My Dad" by Mercer Mayer	Smart Board Interactive Learning: "Just Me and My Dad" by Mercer Mayer	Smart Board Interactive Learning: "Just Me and My Dad" by Mercer Mayer



Crème Champ Camp Summer Program

Theme: What's Cooking?

Computer Lesson Plan

Week: August 14-18, 2017

Day of the Week	Objectives	Toddler Club	Gard 2	Gard 3	Crème Prep	Summer Camp
Monday	To use the computer to improve spatial object recognition.	Smart Board Interactive Learning: Purple Palace Matching	Smart Board Interactive Learning: Purple Palace Matching	Smart Board Interactive Learning: Purple Palace Matching	Smart Board Interactive Learning: Purple Palace Matching	Smart Board Interactive Learning: Purple Palace Matching
Tuesday	To learn about the virtue of honesty.	Leap Pad Learning System: A Tad Too Much	Leap Pad Learning System: A Tad Too Much	Leap Pad Learning System: A Tad Too Much	Leap Pad Learning System: A Tad Too Much	Leap Pad Learning System: A Tad Too Much
Wednesday	To use the smart board to develop math skills.	Smart Board Interactive Learning: Clifford Learning Activities Early Math	Smart Board Interactive Learning: Clifford Learning Activities Early Math	Smart Board Interactive Learning: Clifford Learning Activities Early Math	Smart Board Interactive Learning: Clifford Learning Activities Early Math	Smart Board Interactive Learning: Clifford Learning Activities Early Math
Thursday	To practice reading skills.	Scholastic Literacy Place: Phonics Practice 2	Scholastic Literacy Place: Phonics Practice 2	Scholastic Literacy Place: Phonics Practice 2	Scholastic Literacy Place: Phonics Practice 2	Scholastic Literacy Place: Phonics Practice 2
Friday	To use the Smart Board to learn about rhymes.	Smart Board Interactive Learning: The Cat in the Hat	Smart Board Interactive Learning: The Cat in the Hat	Smart Board Interactive Learning: The Cat in the Hat	Smart Board Interactive Learning: The Cat in the Hat	Smart Board Interactive Learning: The Cat in the Hat



Crème de la Crème®

Early Learning Centers of Excellence®



Theme: Outdoor Adventures

*Crème Champ Camp Summer Program
Computer Lesson Plan*

Week: August 21-25, 2017

Day of the Week	Objectives	Gard 2	Gard 3	Crème Prep	Transitional Kindergarten	Private Kindergarten
Monday	Mouse practice	Little Bill Outdoor Game	Little Bill Outdoor Game	Little Bill Outdoor Game	Little Bill Outdoor Game	Little Bill Outdoor Game
Tuesday	Letter recognition	Little Bill Outdoor Game	Little Bill Outdoor Game] Little Bill Outdoor Game	Little Bill Outdoor Game	Little Bill Outdoor Game
Wednesday	To work on fine motor skills	Kid pix Collage of things you can find outdoors	Kid pix Collage of things you can find outdoors	Kid pix Collage of things you can find outdoors	Kid pix Collage of things you can find outdoors	Kid pix Collage of things you can find outdoors
Thursday	Shape recognition	Millie And Bailey	Millie And Bailey	Millie And Bailey	Millie And Bailey	Millie And Bailey
Friday	Number recognition	Millie and Bailey	Millie and Bailey	Millie and Bailey	Millie and Bailey	Millie and Bailey



Crème Champ Camp Summer Program
Computer Lesson Plan

Theme: Festival Fun

Week: August 28-September 1, 2017

Day of the Week	Objectives	Toddler Club	Gard 2	Gard 3	Crème Prep	Private Kindergarten
Monday	To work on phonics and reading.	Smart Board Interactive Learning: Reader Rabbit: I Can Read with Phonics	Smart Board Interactive Learning: Reader Rabbit: I Can Read with Phonics	Smart Board Interactive Learning: Reader Rabbit: I Can Read with Phonics	Smart Board Interactive Learning: Reader Rabbit: I Can Read with Phonics	Smart Board Interactive Learning: Reader Rabbit: I Can Read with Phonics
Tuesday	To use the computer to learn more about music.	Jump Start: Music	Jump Start: Music	Jump Start: Music	Jump Start: Music	Jump Start: Music
Wednesday	To use the Smart Board to read a story with rhymes.	Smart Board Interactive Learning: "Green Eggs and Ham" by Dr. Seuss	Smart Board Interactive Learning: "Green Eggs and Ham" by Dr. Seuss	Smart Board Interactive Learning: "Green Eggs and Ham" by Dr. Seuss	Smart Board Interactive Learning: "Green Eggs and Ham" by Dr. Seuss	Smart Board Interactive Learning: "Green Eggs and Ham" by Dr. Seuss
Thursday	To learn about different parts of the world.	Dora the Explorer: World Adventure!	Dora the Explorer: World Adventure!	Dora the Explorer: World Adventure!	Dora the Explorer: World Adventure!	Dora the Explorer: World Adventure!
Friday	To use the computer to learn more about science.	Sammy's Science House: Explore the Wonders of Science with Sammy!	Sammy's Science House: Explore the Wonders of Science with Sammy!	Sammy's Science House: Explore the Wonders of Science with Sammy!	Sammy's Science House: Explore the Wonders of Science with Sammy!	Sammy's Science House: Explore the Wonders of Science with Sammy!



Crème de la Crème®

Early Learning Centers of Excellence®



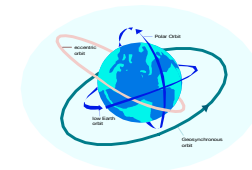
Crème Champ Camp Summer Program

Creative Movement Dance Room Lesson Plan

Theme: Rockin' Records

Week: July 31-August 4, 2017

Day of the Week	Objectives	Gard 2	Gard 3	Crème Prep	Transitional Kindergarten	Summer Camp
Monday	We are learning to find the rhythm using rhythm sticks.	Welcome Animal Boogie Sticks are Going for a Walk. The Cat and the Mouse. We are Tapping!	Welcome Animal Boogie Sticks are Going for a Walk. The Cat and the Mouse. We Are Tapping	Welcome Animal Boogie Sticks are Going for a Walk. The Cat and the Mouse. We Are Tapping	Welcome Animal Boogie Sticks are Going for a Walk. The Cat and the Mouse. We Are Tapping	Welcome Animal Boogie Sticks are Going for a Walk. The Cat and the Mouse. We Are Tapping!
Tuesday	To follow directions through music.	Welcome Animal Boogie Go Left, Go Right Hand Jive Train Is Going Up the Hill.	Welcome Animal Boogie Go Left, Go Right Hand Jive Train Is Going Up the Hill.	Welcome Animal Boogie Go Left, Go Right Hand Jive Train Is Going Up the Hill.	Welcome Animal Boogie Go Left, Go Right Hand Jive Train Is Going Up the Hill.	Welcome Animal Boogie Go Left, Go Right Hand Jive Train Is Going Up the Hill.
Wednesday	We are learning about Elvis. The King of Rock'n Roll!	Welcome Animal Boogie All Shook Up w/maracas. Hound Dog Return to Sender	Welcome Animal Boogie Who is Elvis? All Shook Up w/maracas. Hound Dog Return to Sender	Welcome Animal Boogie Who is Elvis? All Shook Up w/maracas. Hound Dog Return to Sender	Welcome Animal Boogie Who is Elvis? All Shook Up w/maracas. Hound Dog Return to Sender	Welcome Animal Boogie Who is Elvis? All Shook Up w/maracas. Hound Dog Return to Sender
Thursday	To listen through music.	Welcome Animal Boogie Chicken Dance Hop and Stop Pay Attention	Welcome Animal Boogie Chicken Dance Hop and Stop Pay Attention	Welcome Animal Boogie Chicken Dance Hop and Stop Pay Attention	Welcome Animal Boogie Chicken Dance Hop and Stop Pay Attention	Welcome Animal Boogie Chicken Dance Hop and Stop Pay Attention
Friday	We are learning movement through music.	Welcome Animal Boogie Bunny Hop The Twist Freeze dance with scarves.	Welcome Animal Boogie Bunny Hop The Twist Freeze dance with scarves.	Welcome Animal Boogie Bunny Hop The Twist Freeze dance with scarves.	Welcome Animal Boogie Bunny Hop The Twist Freeze dance with scarves.	Welcome Animal Boogie Bunny Hop The Twist Freeze dance with scarves.



Crème Champ Camp Summer Program
Creative Movement Dance Room Lesson Plan

Theme: Planet Crème

Week: August 7-11, 2017

Day of the Week	Objectives	Gard 2	Gard 3	Crème Prep	Transitional Kindergarten	Summer Camp
Monday	To learn about stars through music with bells.	Welcome The Animal Bop Just Won't Stop! "Twinkle, Twinkle Little Star" 4 Little Stars Stars finger play	Welcome The Animal Bop Just Won't Stop! "Twinkle, Twinkle Little Star" 4 Little Stars Stars finger play	Welcome The Animal Bop Just Won't Stop! "Twinkle, Twinkle Little Star" 4 Little Stars Stars finger play	Welcome The Animal Bop Just Won't Stop! "Twinkle, Twinkle Little Star" 4 Little Stars Stars finger play	Welcome The Animal Bop Just Won't Stop! "Twinkle, Twinkle Little Star" 4 Little Stars Stars finger play
Tuesday	To learn about the sun with musical instruments.	Welcome The Animal Bop Just Won't Stop! The Family of the Sun Around the Sun Sing a Song of Sunshine	Welcome The Animal Bop Just Won't Stop! The Family of the Sun Around the Sun Sing a Song of Sunshine	Welcome The Animal Bop Just Won't Stop! The Family of the Sun Around the Sun Sing a Song of Sunshine	Welcome The Animal Bop Just Won't Stop! The Family of the Sun Around the Sun Sing a Song of Sunshine	Welcome The Animal Bop Just Won't Stop! The Family of the Sun Around the Sun Sing a Song of Sunshine
Wednesday	To learn our planets through fun songs.	Welcome The Animal Bop Just Won't Stop! One Little Planet Eight Planets The Family of the Sun	Welcome The Animal Bop Just Won't Stop! One Little Planet Eight Planets The Family of the Sun	Welcome The Animal Bop Just Won't Stop! One Little Planet Eight Planets The Family of the Sun	Welcome The Animal Bop Just Won't Stop! One Little Planet Eight Planets The Family of the Sun	Welcome The Animal Bop Just Won't Stop! One Little Planet Eight Planets The Family of the Sun
Thursday	To learn about the moon with rhythm sticks.	Welcome The Animal Bop Just Won't Stop! Mr. Moon Man in the Moon Orbiting Around the Moon	Welcome The Animal Bop Just Won't Stop! Mr. Moon Man in the Moon Orbiting Around the Moon	Welcome The Animal Bop Just Won't Stop! Mr. Moon Man in the Moon Orbiting Around the Moon	Welcome The Animal Bop Just Won't Stop! Mr. Moon Man in the Moon Orbiting Around the Moon	Welcome The Animal Bop Just Won't Stop! Mr. Moon Man in the Moon Orbiting Around the Moon
Friday	To learn about astronauts through music with scarves.	Welcome The Animal Bop Just Won't Stop! That's What I Want to Be Climb About the Spaceship We're Flying	Welcome The Animal Bop Just Won't Stop! That's What I Want to Be Climb About the Spaceship We're Flying	Welcome The Animal Bop Just Won't Stop! That's What I Want to Be Climb About the Spaceship We're Flying	Welcome The Animal Bop Just Won't Stop! That's What I Want to Be Climb About the Spaceship We're Flying	Welcome The Animal Bop Just Won't Stop! That's What I Want to Be Climb About the Spaceship We're Flying



Crème Champ Camp Summer Program

Theme: What's Cooking?

Creative Movement Dance Room Lesson Plan Week: August 14-18, 2017

Day of the Week	Objectives	Gard 2	Gard 3	Crème Prep	Transitional Kindergarten	Summer Camp
Monday	To learn to make music with Sand Blocks.	Welcome Blueberry Pie The Train Is Coming Sand Blocks Like to Clap.	Welcome Blueberry Pie The Train Is Coming Sand Blocks Like to Clap.	Welcome Blueberry Pie The Train Is Coming Sand Blocks Like to Clap.	Welcome Blueberry Pie The Train Is Coming Sand Blocks Like to Clap.	Welcome Blueberry Pie The Train Is Coming Sand Blocks Like to Clap.
Tuesday	To learn to count through music.	Welcome Ten Red Apples Counting song Shakers Count to Ten Teddy Bear Shakers	Welcome Ten Red Apples Counting song Shakers Count to Ten Teddy Bear Shakers	Welcome Ten Red Apples Counting song Shakers Count to Ten Teddy Bear Shakers	Welcome Ten Red Apples Counting song Shakers Count to Ten Teddy Bear Shakers	Welcome Ten Red Apples Counting song Shakers Count to Ten Teddy Bear Shakers
Wednesday	To learn to follow the rhythm.	Welcome Bananas! Hot Cross Buns Spider Goes Over the Spider Web.	Welcome Bananas! Hot Cross Buns Spider Goes Over the Spider Web.	Welcome Bananas! Hot Cross Buns Copy the rhythm	Welcome Bananas! Hot Cross Buns Copy the rhythm	Welcome Bananas! Hot Cross Buns Copy the rhythm
Thursday	To learn to recall a sequence through music.	Welcome Could This Be Cake? Who Will Help Me? (The Little Red Hen)	Welcome Could This Be Cake? Who Will Help Me? (The Little Red Hen)	Welcome One Lonely Lemon Could This Be Cake? Who Will Help Me? (The Little Red Hen)	Welcome One Lonely Lemon Could This Be Cake? Who Will Help Me? (The Little Red Hen)	Welcome One Lonely Lemon Could This Be Cake? Who Will Help Me? (The Little Red Hen)
Friday	To learn to follow directions through creative movement.	Welcome Make A Pizza Pie! Hop and Stop! Let's Go Fly a Kite!	Welcome Make A Pizza Pie! Hop and Stop Let's Go Fly a Kite!	Welcome Make A Pizza Pie! Go Left! Go Right Let's Go Fly a Kite!	Welcome Make A Pizza Pie! Go Left! Go Right Let's Go Fly a Kite!	Welcome Make A Pizza Pie! Go Left! Go Right Let's Go Fly a Kite!



Theme: Outdoor Adventures

*Crème Champ Camp Summer Program
Creative Movement Dance Room Lesson Plan*

Week: August 21-25, 2017

Day of the Week	Objectives	Gard 2	Gard 3	Crème Prep	Transitional Kindergarten	Private Kindergarten
Monday	To be able to explore moving in space.	"Going on a Bear Hunt"	"Going on a Bear Hunt"	"Going on a Bear Hunt"	"Going on a Bear Hunt"	"Going on a Bear Hunt"
Tuesday	To move in rhythm.	Freeze Dance	Freeze Dance	Freeze Dance	Freeze Dance	Freeze Dance
Wednesday	To be able to explore moving in space.	"The Bear Went Over the Mountain"	"The Bear Went Over the Mountain"	"The Bear Went Over the Mountain"	"The Bear Went Over the Mountain"	"The Bear Went Over the Mountain"
Thursday	To participate in music activities.	The jungle walk. Musical dot spots.	The jungle walk. Musical dot spots.	The jungle walk. Musical dot spots.	The jungle walk. Musical dot spots.	The jungle walk. Musical dot spots.
Friday	To recite "Teddy Bear, Teddy Bear Turn Around" and do activity about the big animal-Bear	"Teddy Bear Teddy Bear Turn Around" "We Are Going on a Bear Hunt" The Theme Story: "Goldilocks and the Three Bears"	"Teddy Bear Teddy Bear Turn Around" "We Are Going on a Bear Hunt" The Theme Story: "Goldilocks and the Three Bears"	"Teddy Bear Teddy Bear Turn Around" "We Are Going on a Bear Hunt" The Theme Story: "Goldilocks and the Three Bears"	"Teddy Bear Teddy Bear Turn Around" "We Are Going on a Bear Hunt" The Theme Story: "Goldilocks and the Three Bears"	"Teddy Bear Teddy Bear Turn Around" "We Are Going on a Bear Hunt" The Theme Story: "Goldilocks and the Three Bears"



Crème Champ Camp Summer Program
Creative Movement Dance Room Lesson Plan

Theme: Festival Fun

Week: August 28-September 1, 2017

Day of the Week	Objectives	Gard 2	Gard 3	Crème Prep	Transitional Kindergarten	Private Kindergarten
Monday	Learning creative movement through music.	Welcome “Walking Through the Jungle” I Know a Funny Clown Mack Chicken Dance Shake My Sillies Out Looby Loo	Welcome “Walking Through the Jungle” I Know a Funny Clown Mack Chicken Dance Shake My Sillies Out Looby Loo	Welcome “Walking Through the Jungle” I Know a Funny Clown Mack Chicken Dance Shake My Sillies Out Looby Loo	Welcome “Walking Through the Jungle” I Know a Funny Clown Mack Chicken Dance Shake My Sillies Out Looby Loo	Welcome “Walking Through the Jungle” I Know a Funny Clown Mack Chicken Dance Shake My Sillies Out Looby Loo
Tuesday	Learning to count through music.	Welcome “Walking Through the Jungle” I Know a Funny Clown Ten Red Apples Bananas! Counting Cowboy	Welcome “Walking Through the Jungle” I Know a Funny Clown Ten Red Apples Bananas! Counting Cowboy	Welcome “Walking Through the Jungle” I Know a Funny Clown Ten Red Apples Bananas! Counting Cowboy	Welcome “Walking Through the Jungle” I Know a Funny Clown Ten Red Apples Bananas! Counting Cowboy	Welcome “Walking Through the Jungle” I Know a Funny Clown Ten Red Apples Bananas! Counting Cowboy
Wednesday	Learning to move with our shakers.	Welcome “Walking Through the Jungle” I Know a Funny Clown Going to Kentucky Shaker Square Dance Teddy Bear Shakers	Welcome “Walking Through the Jungle” I Know a Funny Clown Going to Kentucky Shaker Square Dance Teddy Bear Shakers	Welcome “Walking Through the Jungle” I Know a Funny Clown Going to Kentucky Shaker Square Dance Teddy Bear Shakers	Welcome “Walking Through the Jungle” I Know a Funny Clown Going to Kentucky Shaker Square Dance Teddy Bear Shakers	Welcome “Walking Through the Jungle” I Know a Funny Clown Going to Kentucky Shaker Square Dance Teddy Bear Shakers
Thursday	Having fun being silly through some fun songs.	Welcome “Walking Through the Jungle” I Know a Funny Clown Green Grass Grows all Around Turkey in the Straw Little Red Wagon	Welcome “Walking Through the Jungle” I Know a Funny Clown Green Grass Grows all Around Turkey in the Straw Little Red Wagon	Welcome “Walking Through the Jungle” I Know a Funny Clown Green Grass Grows all Around Turkey in the Straw Little Red Wagon	Welcome “Walking Through the Jungle” I Know a Funny Clown Green Grass Grows all Around Turkey in the Straw Little Red Wagon	Welcome “Walking Through the Jungle” I Know a Funny Clown Green Grass Grows all Around Turkey in the Straw Little Red Wagon
Friday	Reviewing counting, movement, and shakers with music.	Welcome “Walking Through the Jungle” I Know a Funny Clown Mack Chicken Dance Bananas! Shaker Square Dance	Welcome “Walking Through the Jungle” I Know a Funny Clown Mack Chicken Dance Bananas! Shaker Square Dance	Welcome “Walking Through the Jungle” I Know a Funny Clown Mack Chicken Dance Bananas! Shaker Square Dance	Welcome “Walking Through the Jungle” I Know a Funny Clown Mack Chicken Dance Bananas! Shaker Square Dance	Welcome “Walking Through the Jungle” I Know a Funny Clown Mack Chicken Dance Bananas! Shaker Square Dance



Crème de la Crème®

Early Learning Centers of Excellence®

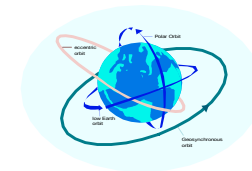
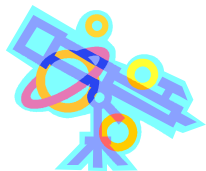


Theme: Rockin' Records

Crème Champ Camp Summer Program Language Development Lesson Plan

Week: July 31-August 4, 2017

Day of the Week	Objectives	Gard 2	Gard 3	Crème Prep	Transitional Kindergarten
Monday	To learn about string, wind, and percussion instruments.	Read <i>Animal Orchestra</i> . Explain the children there are string, percussion and wind instruments.	Musical Timeline Discuss and sample music styles before the 1950's and music art	Discuss with children about vibrations creating sounds; wind, percussion, and string instruments.	Discuss the different kind of instruments; string, percussion or wind instruments.
Tuesday	To learn the names of instruments.	Reread <i>Animal Orchestra</i> . Explain to the children the instruments are in symphony to create music.	1950's Day: discuss and sample popular music styles of the 1950's and famous artists from that period.	Show pictures of some instruments and discuss with the children how they have changed with time.	Discuss different styles of music and musical instruments. Explain them that we can listen to old melodies because someone recorded that music.
Wednesday	To learn about an orchestra.	Explain to the children what rhythm means and how important is in music.	1960's Day: discuss the music in the 1960's and how it was different than music in the 50's. Take pictures for the record covers	Musical notes: how many and the name Tell the children the names of the instruments in an orchestra.	Discuss how music has changed with time. We know music from the 50's, 60's, 70's, etc.
Thursday	There are different styles of music.	Read <i>Nursery Rhymes</i> Make music using your different body parts.	70's and 80's music, Discuss how music change with the time	Play different styles of music and explain to the children the composers talk without words through their music.	Have children listen to the story "Peter and the Wolf." Guess the instruments.
Friday	To learn how technology has changed music.	Explain to the children there are different ways we can make music.	Rockin' Records Show and Tell. Have each child bring their favorite CD to class and have a dance party to the music.	Discuss how music has changed with the years. Show and tell about your favorite song or composer	<i>What's the difference between string, percussion and wind instruments? Show and tell about your favorite song</i>



Crème Champ Camp Summer Program
Language Development Lesson Plan

Theme: Planet Crème

Week: August 7-11, 2017

Day of the Week	Objectives	Gard 2	Gard 3	Crème Prep	Summer Camp
Monday	To understand an astronaut's job.	Read <i>The Earth and I</i> Discuss the story. Tell the children we live on planet Earth	Astronaut Day. Go through training. Discuss the astronaut's job	Introduce children to the solar system and explain them that we live in the Earth which is the 3 rd planet. Explain children what the earth is composed by.	<i>How many planets are in the solar system?</i> <i>What is a dwarf planet? Discuss about the solar system.</i>
Tuesday	To learn about stars and constellations.	Alphabet Spaceship Put letters inside a rocket and take turns pulling out a letter.	Star Day: Take a pretend trip to the planetarium. Look at pictures of the galaxy and constellations.	Name all the planets and show children a solar system picture and let them identify the planets.	Discuss aliens. <i>Do they exist?</i>
Wednesday	To know about the eight planets.	Read <i>Twinkle, Twinkle, Little star</i> Tell the children about stars and the difference between the moon and the sun.	Solar System Day; take a trip to every planet!	Discuss with children what gravity is and why it is important. Discuss with children about the space suit that people needs to wear when going to the moon.	<i>Have you seen an astronaut?</i> Discuss the job of an astronaut.
Thursday	To increase curiosity.	Sit on the circle and find circles in the room that looks like planets. Tall about the planets showing the pictures.	Alien day; dress up as Martians and make alien-aide	Discuss with the children about the sun and the moon and their importance for the planet earth.	Look at pictures of the galaxy and constellations and discuss about them.
Friday	To name the eight planets.	Retell the story <i>The Earth and I</i> . Encourage the children to make a story about the moon.	Show and tell about the planet Earth	Discuss with children about Apollo 11. Show and tell about your favorite planet	<i>Show and tell about your favorite planet</i> Discuss with the children what gravity and how gravity works on planet Earth.



Crème Champ Camp Summer Program

Theme: What's Cooking?

Language Development Lesson Plan

Week: August 14-18, 2017

Day of the Week	Objectives	Gard 2	Gard 3	Crème Prep	Transitional Kindergarten
Monday	To work on five motor skills.	Read <i>Green Eggs and Ham</i> . Discuss the story.	Pretend to bake a cake – The Complete Book of Activities (p 102)	Discuss with children about healthy foods and why is it important for our bodies. List healthy meals.	Discuss the styles of cooking and dishes are different all over the world.
Tuesday	To learn about fruits and vegetables.	Read <i>Marti and the Mango</i> . Discuss with the children the story.	Read <i>The Gingerbread Man</i> by Paul Galdoen Show children measuring cups, utensils, etc.	Look Who's Cooking? Bring all sorts of utensils and ask the children if they can identify their uses.	Discuss who is who in the kitchen and the utensils they use.
Wednesday	To listen for different purposes.	Read <i>The Little Red Hen</i> . Discuss the story.	Read <i>Green Eggs and Ham</i> by Dr. Seuss. Discuss healthy and unhealthy food.	Show children a recipe. Read and explain to children how to follow directions of the recipe. Read <i>The Little Red Hen</i> and discuss the story. <i>What do we need to make bread?</i>	Discuss healthy and unhealthy food
Thursday	To listen with increasing attention.	<i>Where can we buy our fruits and vegetables? What ingredients do we need to make a salad?</i>	Discuss what a chef is and how they use recipes. Show children a recipe book. Read <i>How to Bake an Apple Pie</i> and See the World by Margaret	Make a Grocery List and ask the children if they have helped their families buying groceries.	Discuss about their favorite meals, how to cook it and the vitamins they have.
Friday	To learn what the cook do in the kitchen.	Read <i>The Very Hungry Caterpillar</i>	Ask questions about the different books read during the week and ask them which one was his/her favorite and why? Show and tell	Show and tell. Let the children bring in their favorite food pictures or recipe and talk about it.	. Show and tell about your favorite recipe



Crème de la Crème®

Early Learning Centers of Excellence®



Theme: Outdoor Adventures

Crème Champ Camp Summer Program

Language Development Lesson Plan

Week: August 21-25, 2017

Day of the Week	Objectives	Gard 2	Gard 3	Crème Prep	Transitional Kindergarten
Monday	To learn safety of campfires and not to play with fire.	Explain to children what camping is and what is involved.	Name activities that we can do outside and compare them to indoor activities.	Make a cooperative story about a spectacular outdoor adventure.	Make up a story about a spectacular outdoor adventure. Discuss some of the outdoor adventures that they have had.
Tuesday	To learn to work as a team.	Talk about being part of a team and how we should treat our team members. Discuss some activities that we need to have a team for.	Invite children to share camping stories and name things that they did.	Discuss things that are good to eat outside. Make a list of criteria to eat things outside (messy, easy to cook, can eat raw, etc.)	Brainstorm sports you can practice outdoors. Discuss camping
Wednesday	To learn to describe objects.	Talk about what treasure hunting is. What can we find in our backyard, park or outside that we think are our treasures?	Discuss different sounds that be can heard outside and invite children to identify familiar sounds.	Discuss the different sounds that they hear outside. Go outside and listen to the sounds around you. See how many they can identify.	Discuss the different sounds that they hear outside. Go outside and listen to the sounds around you. See how many they can identify.
Thursday	To learn to work as a team.	Read <i>Three Little Pigs</i> and discuss what obstacles the pig had go thru to protect themselves from the wolf.	Read <i>Nature Treasures</i> . Go on a nature walk and allow children to gather things for their collage.	Discuss the materials that things are made of. See if the children can guess the origin of the materials (wood-tree, glass-sand, etc.)	Discuss the materials that things are made of. See if the children can guess the origin of the materials (wood-tree, glass-sand, etc.)
Friday	To work on coordination skills.	Talk about outdoor activities that involve water like fishing, swimming, and water skiing, Tell them that fish need water to survive.	Read <i>Insect Picnic</i> and ask children if they have ever been on a picnic. Show and tell about your favorite outdoor activity.	Discuss how the satellites control navigation's devices. <i>Show and tell about your favorite outdoor activity</i>	Discuss activities you can do outside during summer <i>Show and tell about your favorite outdoor activity</i>



Crème Champ Camp Summer Program
Language Development Lesson Plan

Theme: Festival Fun

Week: August 28-September 1, 2017

Day of the Week	Objectives	Gard 2	Gard 3	Crème Prep	Transitional Kindergarten	Private Kindergarten
Monday	Monday To work on fine motor skills.	Talk about different festivals in our community.	Make a festival word web	Discuss with children about what a festival is and what kind of activities take place in a festival.	Discuss with children about what a festival is and what kind of activities take place in a festival.	Word Analysis: Introduction to Vocabulary: Classification, T39
Tuesday	Tuesday To learn about a circus.	Explain to the children we can have fun with our friends	Discuss circus and ask them if they have been in the circus. <i>The Circus Is Coming to Town</i>	Read <u>Fiesta</u> Discuss with children about the story.	Discuss there are different kinds of artists.	Word Analysis: Vocabulary: Classification of School Supplies, T61
Wednesday	Wednesday To have fun.	Discuss the different things you can see and hear during a festival.	Discuss different festivals and what makes a festival	Discuss about the different types of food to be shared for different festivals.	Talk about dance and let the children express themselves by drawing what they think about dancing.	Word Analysis: Vocabulary: Classification of School Supplies, T81
Thursday	Thursday To learn about Mardi Gras.	Discuss the different dances during festivals	Discuss Mardi Gras	Read <u>Fiesta</u> Talk about the special surprises in the book and have children to think about what they would like to have as a special surprise.	Talk about the different kinds of food during festivals	Word Analysis: Vocabulary: Classification of things to read, T89
Friday	Friday To learn about festivals.	Discuss different kinds of foods during festivals.	Show and tell about the circus	Discuss with children about the different types of music that people listen in different countries. Show and tell about your favorite festival	<i>Show and tell about your favorite activity</i> Discuss Circus	Writing Process Strategies Intro to Writing: Autobiography, T97



Crème de la Crème®

Early Learning Centers of Excellence®

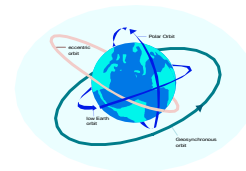
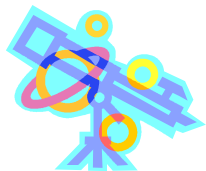


Crème Champ Camp Summer Program Music Lesson Plan

Theme: Rockin' Records

Week: July 31-August 4, 2017

Day of the Week	Objectives	Gard 2	Gard 3	Crème Prep	Transitional Kindergarten	Summer Camp
Monday	We are learning to find the rhythm using rhythm sticks.	Welcome Animal Boogie Sticks are Going for a Walk. The Cat and the Mouse. We are Tapping!	Welcome Animal Boogie Sticks are Going for a Walk. The Cat and the Mouse. We Are Tapping	Welcome Animal Boogie Sticks are Going for a Walk. The Cat and the Mouse. We Are Tapping	Welcome Animal Boogie Sticks are Going for a Walk. The Cat and the Mouse. We Are Tapping	Welcome Animal Boogie Sticks are Going for a Walk. The Cat and the Mouse. We Are Tapping!
Tuesday	To follow directions through music.	Welcome Animal Boogie Go Left, Go Right Hand Jive Train Is Going Up the Hill.	Welcome Animal Boogie Go Left, Go Right Hand Jive Train Is Going Up the Hill.	Welcome Animal Boogie Go Left, Go Right Hand Jive Train Is Going Up the Hill.	Welcome Animal Boogie Go Left, Go Right Hand Jive Train Is Going Up the Hill.	Welcome Animal Boogie Go Left, Go Right Hand Jive Train Is Going Up the Hill.
Wednesday	We are learning about Elvis. The King of Rock'n Roll!	Welcome Animal Boogie All Shook Up w/maracas. Hound Dog Return to Sender	Welcome Animal Boogie Who is Elvis? All Shook Up w/maracas. Hound Dog Return to Sender	Welcome Animal Boogie Who is Elvis? All Shook Up w/maracas. Hound Dog Return to Sender	Welcome Animal Boogie Who is Elvis? All Shook Up w/maracas. Hound Dog Return to Sender	Welcome Animal Boogie Who is Elvis? All Shook Up w/maracas. Hound Dog Return to Sender
Thursday	To listen through music.	Welcome Animal Boogie Chicken Dance Hop and Stop Pay Attention	Welcome Animal Boogie Chicken Dance Hop and Stop Pay Attention	Welcome Animal Boogie Chicken Dance Hop and Stop Pay Attention	Welcome Animal Boogie Chicken Dance Hop and Stop Pay Attention	Welcome Animal Boogie Chicken Dance Hop and Stop Pay Attention
Friday	We are learning movement through music.	Welcome Animal Boogie Bunny Hop The Twist Freeze dance with scarves.	Welcome Animal Boogie Bunny Hop The Twist Freeze dance with scarves.	Welcome Animal Boogie Bunny Hop The Twist Freeze dance with scarves.	Welcome Animal Boogie Bunny Hop The Twist Freeze dance with scarves.	Welcome Animal Boogie Bunny Hop The Twist Freeze dance with scarves.



Crème Champ Camp Summer Program

Theme: Planet Crème

Music Lesson Plan

Week: August 7-11, 2017

Day of the Week	Objectives	Gard 2	Gard 3	Crème Prep	Transitional Kindergarten	Summer Camp
Monday	To learn about stars through music with bells.	Welcome The Animal Bop Just Won't Stop! "Twinkle, Twinkle Little Star" 4 Little Stars Stars finger play	Welcome The Animal Bop Just Won't Stop! "Twinkle, Twinkle Little Star" 4 Little Stars Stars finger play	Welcome The Animal Bop Just Won't Stop! "Twinkle, Twinkle Little Star" 4 Little Stars Stars finger play	Welcome The Animal Bop Just Won't Stop! "Twinkle, Twinkle Little Star" 4 Little Stars Stars finger play	Welcome The Animal Bop Just Won't Stop! "Twinkle, Twinkle Little Star" 4 Little Stars Stars finger play
Tuesday	To learn about the sun with musical instruments.	Welcome The Animal Bop Just Won't Stop! The Family of the Sun Around the Sun Sing a Song of Sunshine	Welcome The Animal Bop Just Won't Stop! The Family of the Sun Around the Sun Sing a Song of Sunshine	Welcome The Animal Bop Just Won't Stop! The Family of the Sun Around the Sun Sing a Song of Sunshine	Welcome The Animal Bop Just Won't Stop! The Family of the Sun Around the Sun Sing a Song of Sunshine	Welcome The Animal Bop Just Won't Stop! The Family of the Sun Around the Sun Sing a Song of Sunshine
Wednesday	To learn our planets through fun songs.	Welcome The Animal Bop Just Won't Stop! One Little Planet Eight Planets The Family of the Sun	Welcome The Animal Bop Just Won't Stop! One Little Planet Eight Planets The Family of the Sun	Welcome The Animal Bop Just Won't Stop! One Little Planet Eight Planets The Family of the Sun	Welcome The Animal Bop Just Won't Stop! One Little Planet Eight Planets The Family of the Sun	Welcome The Animal Bop Just Won't Stop! One Little Planet Eight Planets The Family of the Sun
Thursday	To learn about the moon with rhythm sticks.	Welcome The Animal Bop Just Won't Stop! Mr. Moon Man in the Moon Orbiting Around the Moon	Welcome The Animal Bop Just Won't Stop! Mr. Moon Man in the Moon Orbiting Around the Moon	Welcome The Animal Bop Just Won't Stop! Mr. Moon Man in the Moon Orbiting Around the Moon	Welcome The Animal Bop Just Won't Stop! Mr. Moon Man in the Moon Orbiting Around the Moon	Welcome The Animal Bop Just Won't Stop! Mr. Moon Man in the Moon Orbiting Around the Moon
Friday	To learn about astronauts through music with scarves.	Welcome The Animal Bop Just Won't Stop! That's What I Want to Be Climb About the Spaceship We're Flying	Welcome The Animal Bop Just Won't Stop! That's What I Want to Be Climb About the Spaceship We're Flying	Welcome The Animal Bop Just Won't Stop! That's What I Want to Be Climb About the Spaceship We're Flying	Welcome The Animal Bop Just Won't Stop! That's What I Want to Be Climb About the Spaceship We're Flying	Welcome The Animal Bop Just Won't Stop! That's What I Want to Be Climb About the Spaceship We're Flying



Crème Champ Camp Summer Program

Theme: What's Cooking?

Music Lesson Plan

Week: August 14-18, 2017

Day of the Week	Objectives	Gard 2	Gard 3	Crème Prep	Transitional Kindergarten	Summer Camp
Monday	To learn to make music with Sand Blocks.	Welcome Blueberry Pie The Train Is Coming Sand Blocks Like to Clap.	Welcome Blueberry Pie The Train Is Coming Sand Blocks Like to Clap.	Welcome Blueberry Pie The Train Is Coming Sand Blocks Like to Clap.	Welcome Blueberry Pie The Train Is Coming Sand Blocks Like to Clap.	Welcome Blueberry Pie The Train Is Coming Sand Blocks Like to Clap.
Tuesday	To learn to count through music.	Welcome Ten Red Apples Counting song Shakers Count to Ten Teddy Bear Shakers	Welcome Ten Red Apples Counting song Shakers Count to Ten Teddy Bear Shakers	Welcome Ten Red Apples Counting song Shakers Count to Ten Teddy Bear Shakers	Welcome Ten Red Apples Counting song Shakers Count to Ten Teddy Bear Shakers	Welcome Ten Red Apples Counting song Shakers Count to Ten Teddy Bear Shakers
Wednesday	To learn to follow the rhythm.	Welcome Bananas! Hot Cross Buns Spider Goes Over the Spider Web.	Welcome Bananas! Hot Cross Buns Spider Goes Over the Spider Web.	Welcome Bananas! Hot Cross Buns Copy the rhythm	Welcome Bananas! Hot Cross Buns Copy the rhythm	Welcome Bananas! Hot Cross Buns Copy the rhythm
Thursday	To learn to recall a sequence through music.	Welcome Could This Be Cake? Who Will Help Me? (The Little Red Hen)	Welcome Could This Be Cake? Who Will Help Me? (The Little Red Hen)	Welcome One Lonely Lemon Could This Be Cake? Who Will Help Me? (The Little Red Hen)	Welcome One Lonely Lemon Could This Be Cake? Who Will Help Me? (The Little Red Hen)	Welcome One Lonely Lemon Could This Be Cake? Who Will Help Me? (The Little Red Hen)
Friday	To learn to follow directions through creative movement.	Welcome Make A Pizza Pie! Hop and Stop! Let's Go Fly a Kite!	Welcome Make A Pizza Pie! Hop and Stop Let's Go Fly a Kite!	Welcome Make A Pizza Pie! Go Left! Go Right Let's Go Fly a Kite!	Welcome Make A Pizza Pie! Go Left! Go Right Let's Go Fly a Kite!	Welcome Make A Pizza Pie! Go Left! Go Right Let's Go Fly a Kite!



Theme: Outdoor Adventures

***Crème Champ Camp Summer Program
Music Lesson Plan***

Week: August 21-25, 2017

Day of the Week	Objectives	Gard 2	Gard 3	Crème Prep	Transitional Kindergarten	Private Kindergarten
Monday	To be able to explore moving in space.	"Going on a Bear Hunt"	"Going on a Bear Hunt"	"Going on a Bear Hunt"	"Going on a Bear Hunt"	"Going on a Bear Hunt"
Tuesday	To move in rhythm.	Freeze Dance	Freeze Dance	Freeze Dance	Freeze Dance	Freeze Dance
Wednesday	To be able to explore moving in space.	"The Bear Went Over the Mountain"	"The Bear Went Over the Mountain"	"The Bear Went Over the Mountain"	"The Bear Went Over the Mountain"	"The Bear Went Over the Mountain"
Thursday	To participate in music activities.	The jungle walk. Musical dot spots.	The jungle walk. Musical dot spots.	The jungle walk. Musical dot spots.	The jungle walk. Musical dot spots.	The jungle walk. Musical dot spots.
Friday	To recite "Teddy Bear, Teddy Bear Turn Around" and do activity about the big animal-Bear	"Teddy Bear Teddy Bear Turn Around" "We Are Going on a Bear Hunt" The Theme Story: "Goldilocks and the Three Bears"	"Teddy Bear Teddy Bear Turn Around" "We Are Going on a Bear Hunt" The Theme Story: "Goldilocks and the Three Bears"	"Teddy Bear Teddy Bear Turn Around" "We Are Going on a Bear Hunt" The Theme Story: "Goldilocks and the Three Bears"	"Teddy Bear Teddy Bear Turn Around" "We Are Going on a Bear Hunt" The Theme Story: "Goldilocks and the Three Bears"	"Teddy Bear Teddy Bear Turn Around" "We Are Going on a Bear Hunt" The Theme Story: "Goldilocks and the Three Bears"



Crème Champ Camp Summer Program
Music Lesson Plan

Theme: Festival Fun

Week: August 28-September 1, 2017

Day of the Week	Objectives	Gard 2	Gard 3	Crème Prep	Transitional Kindergarten	Private Kindergarten
Monday	Learning creative movement through music.	Welcome “Walking Through the Jungle” I Know a Funny Clown Mack Chicken Dance Shake My Sillies Out Looby Loo	Welcome “Walking Through the Jungle” I Know a Funny Clown Mack Chicken Dance Shake My Sillies Out Looby Loo	Welcome “Walking Through the Jungle” I Know a Funny Clown Mack Chicken Dance Shake My Sillies Out Looby Loo	Welcome “Walking Through the Jungle” I Know a Funny Clown Mack Chicken Dance Shake My Sillies Out Looby Loo	Welcome “Walking Through the Jungle” I Know a Funny Clown Mack Chicken Dance Shake My Sillies Out Looby Loo
Tuesday	Learning to count through music.	Welcome “Walking Through the Jungle” I Know a Funny Clown Ten Red Apples Bananas! Counting Cowboy	Welcome “Walking Through the Jungle” I Know a Funny Clown Ten Red Apples Bananas! Counting Cowboy	Welcome “Walking Through the Jungle” I Know a Funny Clown Ten Red Apples Bananas! Counting Cowboy	Welcome “Walking Through the Jungle” I Know a Funny Clown Ten Red Apples Bananas! Counting Cowboy	Welcome “Walking Through the Jungle” I Know a Funny Clown Ten Red Apples Bananas! Counting Cowboy
Wednesday	Learning to move with our shakers.	Welcome “Walking Through the Jungle” I Know a Funny Clown Going to Kentucky Shaker Square Dance Teddy Bear Shakers	Welcome “Walking Through the Jungle” I Know a Funny Clown Going to Kentucky Shaker Square Dance Teddy Bear Shakers	Welcome “Walking Through the Jungle” I Know a Funny Clown Going to Kentucky Shaker Square Dance Teddy Bear Shakers	Welcome “Walking Through the Jungle” I Know a Funny Clown Going to Kentucky Shaker Square Dance Teddy Bear Shakers	Welcome “Walking Through the Jungle” I Know a Funny Clown Going to Kentucky Shaker Square Dance Teddy Bear Shakers
Thursday	Having fun being silly through some fun songs.	Welcome “Walking Through the Jungle” I Know a Funny Clown Green Grass Grows all Around Turkey in the Straw Little Red Wagon	Welcome “Walking Through the Jungle” I Know a Funny Clown Green Grass Grows all Around Turkey in the Straw Little Red Wagon	Welcome “Walking Through the Jungle” I Know a Funny Clown Green Grass Grows all Around Turkey in the Straw Little Red Wagon	Welcome “Walking Through the Jungle” I Know a Funny Clown Green Grass Grows all Around Turkey in the Straw Little Red Wagon	Welcome “Walking Through the Jungle” I Know a Funny Clown Green Grass Grows all Around Turkey in the Straw Little Red Wagon
Friday	Reviewing counting, movement, and shakers with music.	Welcome “Walking Through the Jungle” I Know a Funny Clown Mack Chicken Dance Bananas! Shaker Square Dance	Welcome “Walking Through the Jungle” I Know a Funny Clown Mack Chicken Dance Bananas! Shaker Square Dance	Welcome “Walking Through the Jungle” I Know a Funny Clown Mack Chicken Dance Bananas! Shaker Square Dance	Welcome “Walking Through the Jungle” I Know a Funny Clown Mack Chicken Dance Bananas! Shaker Square Dance	Welcome “Walking Through the Jungle” I Know a Funny Clown Mack Chicken Dance Bananas! Shaker Square Dance



Crème de la Crème®

Early Learning Centers of Excellence®



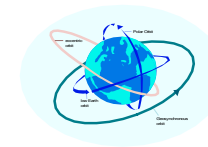
Crème Champ Camp Summer Program

Spanish Lesson Plan

Theme: Rockin' Records

Week: July 31-August 4, 2017

Day of the Week	Objectives/ Vocabulary	Toddler Club	Gard 2	Gard 3	Crème Prep	Transitional Kindergarten	Summer Camp
Monday	Banda/Band Instrumentos/ Instruments To learn the name of instruments in Spanish.	Introduce the theme. Sing "Old Mc Donald Had a Band." Show pictures of a band.	Introduce the theme. Sing "Old Mc Donald Had a Band." Show pictures of a band.	Introduce the theme. Sing "Old Mc Donald Had a Band." Show pictures and say the names of the instruments in Spanish.	Introduce the theme. Sing "Old Mc Donald Had a Band." Show pictures and say the names of the instruments in Spanish.	Introduce the theme. Sing "Old Mc Donald Had a Band." Show pictures and say the names of the instruments in Spanish. Write on journals the name of the instruments.	Introduce the theme. Sing "Old Mc Donald Had a Band." Show pictures and say the names of the instruments in Spanish. Write on journals the name of the instruments.
Tuesday	Feliz/Happy Triste/Sad Música To express feelings by listening to different types of music.	Show pictures of zoo animals and teach the babies the name in Spanish.	Read <u>When I Cry</u> Show pictures of happy and sad faces. Play different music and discuss how the music makes us feel.	Read <u>When I Cry</u> . Explain to the children listening to different music can makes us feel sad or happy. Play different music and ask them how they feel.	Read <u>When I Cry</u> . Explain to the children listening to different music can makes us feel sad or happy. Ask <i>What type of music makes you happy or sad?</i>	Read <u>When I Cry</u> . Explain to the children listening to different music can makes us feel sad or happy. Ask <i>What type of music makes you happy or sad?</i>	Read <u>When I Cry</u> . Explain to the children listening to different music can makes us feel sad or happy. Ask <i>What type of music makes you happy or sad?</i>
Wednesday	Instrumentos Instruments To learn the difference between instruments.	Show the cover of <u>The Animal Orchestra</u> . Teach the children the name of the animals in Spanish	Read <u>The Animal Orchestra</u> . Explain the differences between the instruments.	Read <u>The Animal Orchestra</u> . <i>Do you know the difference between a string instrument and a percussion instrument?</i>	Read <u>Hear and Say</u> . select a child to be "it" invite the child who is "it" to go behind a screen where the other children cant see play one instrument encourage to listen and identify the instrument being played	Read <u>Hear and Say</u> . select a child to be "it" invite the child who is "it" to go behind a screen where the other children cant see play one instrument encourage to listen and identify the instrument being played	Read <u>Hear and Say</u> . select a child to be "it" invite the child who is "it" to go behind a screen where the other children cant see play one instrument encourage to listen and identify the instrument being played
Thursday	Ritmo/Rhythm Bailar/Dance To talk about what rhythm means.	Teach the names of some zoo animals and imitate them.	Sing "This Old Man." Show pictures of instruments and review their names s in Spanish.	Invite the children to dance to the rhythm of the song "This Old Man" by using some of the instruments mentioned on the book	Read <u>Este Viejito Tiene Mucho Ritmo</u> . Allow the children to dance to the rhythm of the song of "This Old Man."	Read <u>Este Viejito Tiene Mucho Ritmo</u> . Allow the children to dance to the rhythm of the song of "This Old Man."	Read <u>Este Viejito Tiene Mucho Ritmo</u> . Allow the children to dance to the rhythm of the song of "This Old Man."
Friday	Microfono Microphone To listen while having fun.	Jump start in Spanish sing and act out the children favorite songs.	Jump Start in Spanish. Sing and act out the children favorite song in Spanish.	Play Musical Chair while listening to their favorite song in Spanish.	Play Musical Chair while listening to their favorite song in Spanish.	Make a microphone and invite the children to sing their favorite song in Spanish.	Make a microphone and invite the children to sing their favorite song in Spanish.



Champ Crème Camp Summer Program
Spanish Lesson Plan

Theme: Planet Crème

Week: August 7-11, 2017

Day of the Week	Vocabulary/ Objectives	Toddler Club	Gard 2	Gard 3	Crème Prep	Transitional Kindergarten	Summer Camp
Monday	Tierra/Earth El Planeta /The Planet To learn about the planets.	Introduce theme/ Show pictures of farm animals and explain to the children they live in a farm.	Introduce theme. Show pictures of los planetas "Little, Three Little Planets..."the Planet Earth	Introduce the theme. Read <u>La Tierra y yo.</u> Song "One Little, Two Little, Three Little Planets..."	Introduce the theme. Read <u>La Tierra y yo.</u> Teach the names of the planets in Spanish.	Introduce the theme. Read <u>La Tierra y yo.</u> Teach the names of the planets in Spanish. Write the names of the planets on journals.	Introduce the theme. Read <u>La Tierra y yo.</u> Teach the names of the planets in Spanish. Write the names of the planets on journals.
Tuesday	El Sol/The Sun To learn new words in Spanish.	Cancion "Mr. Sun" Tell the children that the sun is round, very hot and brilliant.	Cancion "Mr. Sun" Tell the children that the sun is round, very hot and brilliant. <i>What's the big difference between the sun and the moon?</i>	Discuss with the children the difference between day and night. Introduce the term orbitar.	Discuss with the children the difference between day and night. Introduce the terms orbitar, gravitar, hoyo negro, constelacion, etc.	Have the children decorate a paper plate to make a (sun or moon mask) cut out holes for eyes add glue popsicle sticks on the back of plate	Have the children decorate a paper plate to make a (sun or moon mask) cut out holes for eyes add glue popsicle sticks on the back of plate
Wednesday	La Luna/The Moon Viaje/Trip To learn about the outer space.	Sing "Old Mc Donald Had a Farm." Continue talking about farm animals.	Sing "The Man in the Moon." Tell the children who was the first astronaut to walk on the moon.	Sing "The Man in the Moon." Tell the children who was the first astronaut to walk on the moon.	Take the children to a pretending trip to the moon. Read <u>Happy Birthday Moon</u>	Take the children to a pretending trip to the moon. Brainstorm things you need to take with you on your trip to the moon.	Take the children to a pretending trip to the moon. Brainstorm things you need to take with you on your trip to the moon.
Thursday	Las Estrellas /he Stars Constecion Constellation To learn facts about the planets.	Sing "Twinkle, Twinkle Little Star" invite children to act out the song show pictures of (Estrellas)	Sing "Twinkle, Twinkle Little Star" invite children to act out the song show pictures of the (Estrellas)	Encourage the children to draw a picture on black paper with chalk or white crayon for night art.	Encourage the children to color paper pate black and add star stickers on for the night art.	Invite the children to make a marshmallow constellation have them create 3-d constellations using toothpicks	Invite the children to make a marshmallow constellation have them create 3-d constellations using toothpicks
Friday	El espacio The Space To learn what gravity means..	Encourage the children to imitate the animals at the farm.	An Adventure on Space. Pretend to be on a trip to the space.	Review vocabulary And things you can use in space	Talk to the children about how astronauts need to eat differently when they are in space because of gravity	Talk to the children about how astronauts need to eat differently when they are in space because of gravity	Talk to the children about how astronauts need to eat differently when they are in space because of gravity



Crème Champ Camp Summer Program

Spanish Lesson Plan

Theme: What's Cooking?

Week: August 14-18, 2017

Day of the Week	Vocabulary / Objectives	Toddler Club	Gard 2	Gard 3	Crème Prep	Transitional Kindergarten	Summer Camp
Monday	Cocina/Kitchen Cocinar/To cook To learn what the cook does in the kitchen.	Introduce theme. Explain to the children the cook in the zoo prepares the food for the animals.	Introduce theme. Help the children to find the magnetic letters to form the word <i>cocina</i> . Ask the children if they know where's the kitchen at Crème	Introduce theme. Allow the children to spell the word <i>cocina</i> . Allow them to take turns to talk about their own kitchen.	Introduce theme. Allow the children to spell the word <i>cocina</i> . Allow them to take turns to talk about their own kitchen	Introduce theme. Make a <i>lista de utensilios de cocina</i> . <i>What utensils you know?</i> <i>Do you know como usarlos?</i>	Introduce theme. Make a <i>lista de utensilios de cocina</i> . <i>What utensils you know?</i> <i>Do you know como usarlos?</i>
Tuesday	Cocineros/Cooks Chef/Chef To learn the difference between a chef and a cook?	Read <u>Mi Cocina</u> . Explain to the children in the zoos they have kitchens.	Read <u>Mi Cocina</u> Explain to the children that the people who cook on the restaurants are called cooks and chefs.	Begin with a class discussion that involves friends <i>What do you like best about mealtimes?</i> <i>What do you like best about having lunch at school?</i>	Begin with a class discussion that involves friends. <i>What do you like best about mealtimes?</i> <i>What do you like best about having lunch at school?</i>	Begin with a class discussion that involves family members <i>Who does the majority of the cooking? Do you know the difference between a cook and a chef?</i>	Begin with a class discussion that involves family members <i>Who does the majority of the cooking? Do you know the difference between a cook and a chef?</i>
Wednesday	Gracias/Thank you Frutas Fruits To learn the names of some fruits in Spanish.	Sing "Platanos y Manzanas." Allow children to hold a fruit puppet while singing.	Sing "Platanos y Manzanas." Allow children to hold a fruit puppet while singing. <i>Who likes platanos?</i> <i>Who likes manzanas?</i>	Sing "Platanos y Manzanas." Invite the children to talk about their favorite fruit and discuss where it is grown.	Sing "Platanos y Manzanas." Children will play the fruit concentration game.	Encourage the children to write a thank you letter to the cook at school in Spanish.	Encourage the children to write a thank you letter to the cook at school in Spanish.
Thursday	Pan/Bread To introduce different kinds of bread. Vegetales vegetables	Show pictures of fruits and vegetables. <i>Do you know what animals in the zoo eat fruits and vegetables?</i>	Show pictures of fruits and vegetables. <i>Can you point at your favorite vegetable?</i>	Children will collect samples of food pictures or food items that begin with the letter of the week and make a collage.	Read <u>Bread, Bread, Bread</u> . Discuss food word card vocabulary talk about different kinds of bread.	<i>What do we need to make bread?</i> <i>Have you been in a restaurant?</i> <i>What's your favorite food?</i>	<i>What do we need to make bread?</i> <i>Have you been in a restaurant?</i> <i>What's your favorite food?</i>
Friday	Sabores/Flavors Colores/Colors To be able to smell the scents of Jell-o To create and design with Jell-o.	Show pictures of fruits and vegetables and	Mix the Jell-O powder with water. Invite the children to enjoy the scents and identify the colors. Say the colors in Spanish.	Allow children to mix the Jell-O. Give them paint brushes and let the children have fun creating their own design.	Allow children to mix the Jell-O. Give them paint brushes and let the children have fun creating their own design.	Allow children to mix the Jell-O. Encourage the children to create and paint their own design.	Allow children to mix the Jell-O. Encourage the children to create and paint their own design.



Crème de la Crème®

Early Learning Centers of Excellence®



Theme: Outdoor Adventures

Crème Champ Camp Summer Program Spanish Lesson Plan

Week: August 21-25, 2017

Day of the Week	Objectives/ Vocabulary	Toddler Club	Gard 2	Gard 3	Crème Prep	Transitional Kindergarten	Private Kindergarten
Monday	Afuera/Outside To learn about outdoor education.	Introduce today's lesson. Sing "The Colors Song." Shapes review	Introduce theme. Sing "Mr. Sun." "Hola Senor Sol."	Introduce theme. Sing "Mr. Sun." "Hola Senor Sol." Outdoor education	Introduce the theme. Outdoor education can be looking for bugs outside, going to the museum, and practicing a sport, etc.	Introduce the theme. Explain to the children that outdoor education involves experiences when children participate in a variety of adventurous challenges in the form of outdoor activities such as hiking, climbing, etc.	Introduce the theme. Explain to the children that outdoor education involves experiences when children participate in a variety of adventurous challenges in the form of outdoor activities such as hiking, climbing, etc.
Tuesday	Papalote Kite Camping/ Campamento To learn what items we need to go camping.	Song "The Seasons" Flannel board story "Sun, Rain, Snow, Rainbow, Clouds"	Talk about some fun activities we can do outside.	We can fly kites outside. We can play different sports outside.	Make a list of the items you need to go fishing. <i>Have you ever gone fishing?</i>	Discuss camping and talk about the boy scouts. Talk about the items you need to pack to go camping.	Discuss camping and talk about the boy scouts. Talk about the items you need to pack to go camping. Vocabulary in journals.
Wednesday	Explorador/ Explorer Jungla/ Jungle To use vocabulary to make-up a story.	Sing "Buenos Dias Amigos" Children will hold their favorite puppets	Using the flannel board explain to the children we can do outdoor activities throughout the year.	Using the flannel board explain to the children we can do outdoor activities throughout the year.	Pretend we are explorers and we are looking for a treasure.	Pretend we are explorers and we are looking for a treasure. <i>If we are in the jungle, what things we need to look for our treasure?</i>	Pretend we are explorers and we are looking for a treasure. Make-up a story in journals.
Thursday	Sport/Deporte Picnic/Dia de campo To talk about winter or summer outside activities.	Calendar Cancion "Los Dias de la Semana" Count from one to five	Read <u>The Insect Picnic</u> and share what you need to have a picnic.	Read <u>The Insect Picnic</u> . Ask the children what things you need to have a picnic.	Display summer and winter flannel board activities pictures ask the children <i>What is your favorite outside activities in the summer?</i>	Sing "The Weather." Discuss the different sports we can do outside versus inside a building.	Discuss the different sports we can do outside versus inside a building. Vocabulary in journals.
Friday	Pescar Fishing To share outdoor adventures.	Jump start in Spanish Sing "Adios Amigos"	Sing "In the Blue Ocean" using sea animals.	Sing "In the Blue Ocean" using sea animals. Ask the children <i>Can you point at the fish?</i>	Read <u>Me and My Grandpa</u> ask the children if they have ever gone fishing with grandparents.	Read <u>Me and My Grandpa</u> ; ask the children if they have ever gone fishing with grandparents.	Ask the children what outside adventures they have had with their grandparents.



Champ Camp Creme Summer Program

Spanish Lesson Plan

Theme: Festival Fun

Week: August 28-September 1, 2017

Day of the Week	Objectives	Toddler Club	Gard 2	Gard 3	Crème Prep	Transitional Kindergarten	Private Kindergarten
Monday	Fiesta/Party To learn about different traditions.	Introduce today's lesson. Read <u>Fiesta</u> .	Introduce today's lesson read <u>Fiesta</u> Invite the children to form the word <i>fiesta</i> using magnetic letters.	Introduce today's lesson read <u>Fiesta</u> Invite the children to form the word <i>fiesta</i> using magnetic letters.	Introduce theme. Explain to the children that different countries celebrate festivals while reading the book <u>Fiesta</u> .	Introduce theme. Explain to the children that different countries celebrate festivals while reading the book <u>Fiesta</u> .	Introduce theme. Explain to the children that different countries celebrate festivals while reading the book <u>Fiesta</u> .
Tuesday	Desfile Parade Colores Colors To share favorites colors with friends.	Sing "The Colorful Shapes Song." Allow the children to hold a colorful shape while singing.	Sing "The Colorful Shapes Song." Invite the children to place the shapes on the board..	Cancion "El Baile de los Colores." Using big flash cards ask <i>What is your favorite color? Can you say that color in Spanish?</i>	Invite the children to decorate and color a butterfly puppet and have a fun festival of mariposas.	Invite the children to decorate and color a butterfly puppet and have a fun festival of mariposas.	Invite the children to decorate and color a butterfly puppet and have a fun festival of mariposas.
Wednesday	Piñata To talk about Hispanic's traditions.	Show pictures of a piñata tell the children what is inside the piñata (dulces and fruta).	Explain to the children what the word fiesta means; show pictures of the piñata and tell them that the piñata will be full of candies and fruit.	Explain to the children what the word fiesta means; show pictures of the piñata and tell them that the piñata will be full of candies and fruit.	Talk to the children about the word fiesta; show pictures of the piñata ask <i>Have you ever break a piñata on a fiesta? Do you know what it's inside the piñata?</i>	Talk to the children about the word fiesta; show pictures of the piñata ask <i>Have you ever break a piñata on a fiesta? Do you know what it's inside the piñata?</i>	Talk to the children about the word fiesta; show pictures of the piñata ask <i>Have you ever break a piñata on a fiesta? Do you know what it's inside the piñata?</i>
Thursday	Baile Dance To learn a different song and dance.	Sing "Los 5 Patitos" Invite the children to act out the song and follow you around the room.	Sing "Los 5 Patitos" Invite the children to act out the song and follow you around the room.	Have the children play or sing their favorite song..	Have the children play or sing their favorite song.	Discuss that they are different types of dance for different festivals like (festival de la cancion). Invite the children to sing their favorite song in Spanish.	Discuss that they are different types of dance for different festivals like (festival de la cancion). Invite the children to sing their favorite song in Spanish.
Friday	To ask questions of things we have learned about a festival.	Review colors animals and songs Jump Start in Spanish.	Review colors animals and songs Jump Start in Spanish.	Review vocabulary of food, colors, and festivals. Jump Start Language	Review vocabulary of food, colors, and festivals. Jump Start Language	Ask the children about their favorite food, colors, and dance from a fun festival. Jump Start Language	Ask the children about their favorite food, colors, and dance from a fun festival. Jump Start Language




Crème Champ Camp Summer Program
STEM Lesson Plan

Theme: Rockin' Records

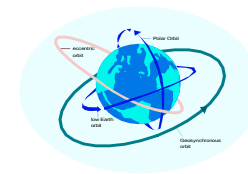
Week: July 31-August 4, 2017

Day of the Week	Objectives	Gard 2	Gard 3	Crème Prep	Objectives	Transitional Kindergarten	Summer Camp
Monday	To review patterns using sound.	Sound Patterns: patterns Pattern Match: patterns, matching	Sound Patterns: patterns Pattern Match: patterns, matching	Sound Patterns: patterns, pattern names Pattern Match: patterns, matching	To review age appropriate math concepts.	Age appropriate math review problems	<i>Think Stretch</i>
					To use unconventional methods and creativity to create sound.	Rain Stick: unconventional sound	Rain Stick: unconventional sound
Tuesday	To use unconventional methods and creativity to create sound.	Vuvuzela Sound: unconventional sound Rain Stick: unconventional sound	Vuvuzela Sound: unconventional sound Rain Stick: unconventional sound	Vuvuzela Sound: unconventional sound Where's the Clapping?: listening	To review age appropriate math concepts.	Math problems	Math problems
					To use unconventional methods and creativity to create sound.	Vuvuzela Sound: unconventional sound Where's the Clapping?: listening	Vuvuzela Sound: unconventional sound Where's the Clapping?: listening
Wednesday	To learn about vibrating air to create sound.	Super Sounding Drums: vibrating air	Super Sounding Drums: vibrating air Water Bottle Xylophone: vibrating air demonstration	Bottle Flutes: vibrating air Water Bottle Xylophone: vibrating air demonstration	To review age appropriate math concepts.	Age appropriate math review problems	<i>Think Stretch</i>
					To learn about vibrating air to create sound.	Bottle Flutes: vibrating air Water Bottle Xylophone: vibrating air demonstration	Bottle Flutes: vibrating air Water Bottle Xylophone: vibrating air demonstration
Thursday	To learn about resonance and magnification in relation to sound.	Screaming Cup: resonance String Telephone: resonance	Screaming Cup: resonance String Telephone: resonance	Screaming Cup: resonance String Telephone: resonance	To review age appropriate math concepts.	Addition and subtraction	Addition and subtraction
					To learn about resonance and magnification in relation to sound.	Screaming Cup: resonance	Screaming Cup: resonance
Friday	To review colors and math concepts.	Find the Color Game: color Color and Shape Review	Math Spot Game: math concepts Pattern Review	Math Spot Game: math concepts Pattern Review	To review age appropriate math concepts.	Penny, Nickel, Dime: money value	Penny, Nickel, Dime: money value
					To learn vibrating materials to create sound..	Straw Kazoo: vibrating materials Rubber Band Guitar: vibrating materials	Straw Kazoo: vibrating materials Rubber Band Guitar: vibrating materials



Crème de la Crème®

Early Learning Centers of Excellence®



Theme: Planet Crème

Crème Champ Camp Summer Program STEM Lesson Plan

Week: August 7-11, 2017

Day of the Week	Objectives	Gard 2	Gard 3	Crème Prep	Objectives	Transitional Kindergarten	Summer Camp
Monday	To review the difference between solids (Boxes, cans, cones, pyramids and balls) and shapes (circle, square etc.)	-Sort solids by shapes -Discuss what is a solid (3D vs. shapes)	-Sort solids by shapes -Discuss what is a solid (3D vs. shapes)	-Sort solids by shapes -Discuss what is a solid (3D vs. shapes) -Practice number writing	To review age appropriate math concepts. To learn about outer space.	Age appropriate math review problems -Practice number writing. Paper Solar System Mobile: *Construction paper *Scotch tape *Scissors *Fishing line *Yarn *White crayon *Straw	<i>Think Stretch</i> Paper Solar System Mobile: *Construction paper *Scotch tape *Scissors *Fishing line *Yarn *White crayon *Straw
Tuesday	The children will use their cognitive ability by concluding outcomes for the experiment.	Invisible Ink: *Lemon juice *Q-tip *Flashlight	Invisible Ink: *Lemon juice *Q-tip *Flashlight	Invisible Ink: *Lemon juice *Q-tip *Flashlight	To review numbers To use critical thinking to predict the outcome of the experiment	Age appropriate math review problems Practice number writing. Invisible Ink: *Lemon juice *Q-tip *Flashlight	Age appropriate math review problems Practice number writing. Invisible Ink: *Lemon juice *Q-tip *Flashlight
Wednesday	To learn about our solar system and the planets.	-Discuss elements of the earth -Discuss why earth is different from the rest of the planets.	-Discuss elements of the earth -Discuss why earth is different from the rest of the planets.	-Discuss elements of the earth -Discuss why earth is different from the rest of the planets.	To practice number writing. To learn about our solar system and what it consists of.	Age appropriate math review problems Practice number writing. -Learn about our solar system and its planets. -Discuss elements of the earth -Discuss why earth is different from the rest of the planets.	<i>Think Stretch</i> -Learn about our solar system and its planets. -Discuss elements of the earth -Discuss why earth is different from the rest of the planets.
Thursday	To recall the solar system. To practice pincer grasp by science project.	Create Earth, Sun and Moon: *3 sizes Styrofoam balls *Paint *Paper clip	Create Earth, Sun and Moon: *3 sizes Styrofoam balls *Paint *Paper clip	Create Earth, Sun and Moon: *3 sizes Styrofoam balls *Paint *Paper clip	To review age appropriate math concepts. To recall the solar system and its classifications	Age appropriate math review problems Practice number writing. Create Earth, Sun and Moon: *3 sizes Styrofoam balls *Paint *Paper clip	Age appropriate math review problems Practice number writing. Create Earth, Sun and Moon: *3 sizes Styrofoam balls *Paint *Paper clip
Friday	To recall the difference between shapes and solids.	-Review solids and shapes. - Construct a solid: *Construction paper *Tape	-Review solids and shapes. - Construct a solid: *Construction paper *Tape	-Review solids and shapes. - Construct a solid: *Construction paper *Tape	To review age appropriate math concepts. To recall the difference between shapes and solids.	Age appropriate math review problems Practice number writing. -Review solids and shapes. - Construct a solid: *Construction paper *Tape	Age appropriate math review problems Practice number writing. -Review solids and shapes. - Construct a solid: *Construction paper *Tape



Theme: What's Cooking?

**Crème Champ Camp Summer Program
STEM Lesson Plan**

Week: August 14-18, 2017

Day of the Week	Objectives	Gard 2	Gard 3	Crème Prep	Objectives	Transitional Kindergarten	Summer Camp
Monday	Use logical thinking and mathematical reasoning	-Sort fruit by color. -Make patterns with fruit. -Guess how many (estimate): *Jar *Balls	Sort food by like and dislike. Make patterns with fruit. -Guess how many (estimate): *Jar *Balls	Sort food by category. Make patterns with fruit. -Guess how many (estimate): *Jar *Balls	To review age appropriate math concepts.	Age appropriate math review problems.	<i>Think Stretch</i>
					To follow directions.	Ant on log: *Pretzel *White frosting *Chocolate chips	Ant on log: *Pretzel *White frosting *Chocolate chips
Tuesday	To follow directions. To use hand eye coordination to construct flower.	Candy Kiss Roses: *Hersey kisses *Pink cellophane wrap *Green pipe cleaner *Green construction paper	Candy Kiss Roses: *Hersey kisses *Pink cellophane wrap *Green pipe cleaner *Green construction paper	Candy Kiss Roses: *Hersey kisses *Pink cellophane wrap *Green pipe cleaner	To review math problems.	Age appropriate math review problems.	Age appropriate math review problems.
					To follow directions. To use hand eye coordination to construct flower.	Candy Kiss Roses: *Hersey Kisses *Pink cellophane wrap *Green pipe cleaner	Candy Kiss Roses: *Hersey Kisses *Pink cellophane wrap
Wednesday	To review chemical reaction and discuss what is taking place during the experiment.	Raisin Raising *Clear carbonated soda *Raisins	Raisin Raising *Clear carbonated soda *Raisins	Raisin Raising *Clear carbonated soda *Raisins	To review age appropriate math concepts.	Age appropriate math review problems.	<i>Think stretch</i>
					To review chemical reaction	Raisin Raising *Clear carbonated soda *Raisins	Raisin Raising *Clear carbonated soda *Raisins
Thursday	To follow directions.	Marshmallow Ant *3 marshmallows *White frosting *M&Ms * Pretzel sticks	Marshmallow Ant *3 marshmallows *White frosting *M&Ms * Pretzel sticks	Marshmallow Ant *3marshmallows *White frosting *M&Ms * Pretzel sticks	To review math concepts.	Age appropriate math review problems.	Age appropriate math review problems:
					To follow directions.	Marshmallow Ant *3 marshmallows *White frosting *M&Ms * Pretzel sticks	Marshmallow Ant *3 marshmallows *White frosting *M&Ms * Pretzel sticks
Friday	To review numbers. To participate in a group activity.	Review numbers Dominoes: counting, matching	Review numbers Domino Chains: participation, matching	Review numbers Dominoes: participation, numbers, matching	To review age appropriate math concepts.	Addition/Subtraction War: addition, subtraction	Addition/Subtraction War: addition, subtraction
					To use creativity and make personal choices.	Food Sculptures: creativity *Mashed potatoes	Food Sculptures: creativity *Mashed potatoes



Theme: Outdoor Adventures

Crème Champ Camp Summer Program
STEM Lesson Plan

Week: August 21-25, 2017

Day of the Week	Objectives	Gard 2	Gard 3	Crème Prep	Objectives	Transitional Kindergarten	Private Kindergarten
Monday	To reinforce counting and numeral recognition.	Review numbers and counting Simon Says: counting	Demonstrate fractions: parts and wholes Simon Says: counting	Demonstrate fractions: parts and wholes Simon Says: counting	To review age appropriate math concepts. To explore the properties of mud.	Demonstrate fractions: parts and wholes Simon Says: counting Mud Puddle Paintings: sensory	Demonstrate fractions: parts and wholes Mud Puddle Paintings: sensory
Tuesday	To explore the properties of mud.	Mud Puddle Paintings: sensory	Mud Puddle Paintings: sensory	Mud Puddle Paintings: sensory	To review math concepts. <i>How do Volcanoes work?</i>	Age appropriate math review problems Mentos Geyser	Age appropriate math review problems Mentos Geyser
Wednesday	To use observation to learn about objects. To learn about chemical reactions.	Pet rocks: creativity and observation	Ziploc Bag Bomb: chemical reaction	Ziploc Bag Bomb: chemical reaction	To review age appropriate math concepts. To use observation to learn about objects; To learn about chemical reactions.	Age appropriate math review problems Ziploc Bag Bomb: chemical reaction	Age appropriate math review problems Ziploc Bag Bomb: chemical reaction
Thursday	To use observation and senses to explore and learn about the environment. To use observation skills to find non-natural items.	Nature Walk: sensory	Unnatural Nature Hunt: observation	Unnatural Nature Hunt: observation	To use critical thinking skills. To compare and classify objects.	Penny, Nickel, Dime: money value Nature Sort Unnatural Nature Hunt: observation	Demonstrate fractions: parts and wholes Find the Number Race: numeral recognition Nature Sort
Friday	To review numeral recognition and one-to-one correspondence. To understand parts and wholes.	Peg Boards: one-to-one correspondence Find the Number: numeral recognition	Demonstrate fractions: parts and wholes Find the Number Race: numeral recognition	Demonstrate fractions: parts and wholes Find the Number Race: numeral recognition	To review age appropriate math concepts. To perform simple observations.	Peg Boards: one-to-one correspondence Find the Number: numeral recognition Rock Washing	Peg Boards: one-to-one correspondence Find the Number: numeral recognition Rock Washing



Crème Champ Camp Summer Program
STEM Lesson Plan

Theme: Festival Fun

Week: August 28-September 1, 2017

Day of the Week	Objectives	Gard 2	Gard 3	Crème Prep	Objectives	Transitional Kindergarten	Private Kindergarten
Monday	To introduce the concept of time and how it applies to daily schedule.	-Discuss what the numbers on the clock are. -Discuss the hands on the clock. *clocks *picture of daily schedule	-Discuss what the numbers on the clock are. -Discuss the hands on the clock. -Sequence events (Before, After) [Time card activity] *clocks *picture of daily schedule	-Discuss what the numbers on the clock are. -Discuss difference between digital and analog clocks. -Sequence events (Before, After) [Time card activity]	To review age appropriate math concepts. To use the senses to observe and learn about the objects and the environment.	-Age appropriate math review problems. -Discuss time. -Practice number writing. Invisible Ink: sensory, predicting, analyzing, and drawing conclusions	Age appropriate math review problems Invisible Ink: sensory, predicting, analyzing, and drawing conclusions
Tuesday	To use the senses to observe and learn about the objects and the environment.	Finger paint a Summer Mural: sensory, creativity, characteristics of the environment	Finger paint a Summer Mural: sensory, creativity, characteristics of the environment	Invisible Ink: sensory, predicting, analyzing, and drawing conclusions	To assess the children. To perform investigation.	-Age appropriate math review problems -Practice number writing. Age appropriate math problems	-Age appropriate math review problems -Practice number writing. Age appropriate math problems
Wednesday	To use the senses to observe and learn about the objects and the environment. To follow directions.	Gak: sensory, observation, descriptive vocabulary	Gak: sensory, observation, descriptive vocabulary	Gak: sensory, observation, descriptive vocabulary, predicting	To review age appropriate math concepts. To use the senses to observe and learn about the objects and the environment; To follow directions	-Age appropriate math review problems -Practice number writing. Gak: sensory, observation, descriptive vocabulary, predicting	Age appropriate math review problems Gak: sensory, observation, descriptive vocabulary, predicting
Thursday	To increase their vocabulary through the use of tactile sense.	Plastic Milk: * Skim milk *White vinegar *Microwave proof bowl *Strainer	Plastic Milk: * Skim milk *White vinegar *Microwave proof bowl *Strainer	Plastic Milk: * Skim milk *White vinegar *Microwave proof bowl *Strainer	To review math concepts. Children will increase their vocabulary through the use of tactile senses and by discussing what happened.	Age appropriate math problems Plastic Milk: * Skim milk *White vinegar *Microwave proof bowl *Strainer	Age appropriate math problems Plastic Milk: * Skim milk *White vinegar *Microwave proof bowl *Strainer
Friday	To recall parts of the clock, ways to tell time and importance of time.	-What time is it now? Construct a clock: *Markers *Butterfly pin *Number stickers	-What time is it now? Construct a clock: *Markers *Butterfly pin *Number stickers	-What time is it now? Construct a clock: *Markers *Butterfly pin *Number stickers	To review age appropriate math concept. To analyze and formulate a hypothesis for the experiment.	-What time is it now? Construct a clock: *Markers *Butterfly pin *Number stickers Bouncing Bubbles: *Dawn dish soap *Glycerin or Karo syrup *Distilled water *Cotton gloves *Bubble blowing tool	Play Addition War: addition and inequalities Bouncing Bubbles: *Dawn dish soap *Glycerin or Karo syrup *Distilled water *Cotton gloves *Bubble blowing tool