








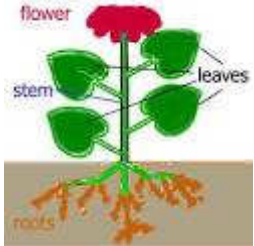
May 8-12 2017




Crème de la Crème- Haynes Bridge


Ms. Jamie Marini Kindergarten

Day of the Week	Language Arts/ Phonics 10:30am-12pm	HWT 9:30-10:00am	Math 1:00-1:45pm	Science 1:45-2:30pm
<p><b>Monday</b> <b>May 8</b></p> <p>*Sign in *Pledge of allegiance, *Calendar Activities: Days in school Counting by 10s and 5's 2's dance *Weather graph *Penny in the bank</p> <p><u>Spelling words:</u> What, when, why, whale, where, who, this that, them, those</p> <p><b>Homework:</b> *Write your spelling words three times each *Consonant digraph homework</p>	<p><b>Unit 8 By the Sea Lesson 10</b> <b>Sounds and Letters</b> <b>Warming up (T170)</b> <u>Make A Rhyme</u> <b>OBJ.</b> To produce rhymes. <b>Phonemic Awareness (T171)</b> <u>Oral Blending: Blending Words in Context</u> <b>OBJ.</b> To blend and say words in a story context. <u>Segmentation: Dropping Phonemes to Make Word Changes (T172)</u> <b>OBJ.</b> To manipulate phonemes to change words that begins with blends. <b>Alphabetic Principle (T173)</b> <u>Blending</u> <b>OBJ.</b> To blend and read words. <b>Reading a Decodable Book</b> <u>Book 18: A Ramp</u> <b>OBJ.</b> To decode and read words in a decodable book and build fluency. <b>Language Arts (T178-179)</b> <u>Word Analysis: Antonyms</u> <b>OBJ:</b> To review antonym pairs to reinforce their opposite meanings. <u>Writing Process Strategies: Persuasive Billboard</u> <b>OBJ:</b> To continue to understand persuasive writing as they check and share their billboards. <u>English Language Conventions: The Letter Yy &amp; Zz</u> <b>OBJ:</b> To extend the sound/spelling instruction in sounds and letters, students learn formation of Yy and Zz.</p>	<p><b>Handwriting Without Tears</b></p> <p><b>Draw and Write Notebooks</b> <b>Green Books</b></p>  <p><b>OBJ.</b> To write about what they did over the weekend using phonetic spelling, correct capitalization and capitalization.</p> <p><b>Work on Mother's Day card and project</b></p>	<p><b>Everyday Mathematics</b></p> <p><b>Measurement - Capacity</b></p> <p><b>OBJ:</b> To introduce capacity, directly comparing objects.</p> <p><b>Holds Less/Holds More Sorting Diagram</b></p> 	<p><b>Real Science</b></p> <p><b>Life Science</b></p> <p><b>OBJ.</b> To identify the basic needs of a plant.</p> <p><b>Plant Life Cycle video BrainPop Jr.</b></p> 

Day of the Week	Language Arts/ Phonics 11-12pm	HWT 9:30-10am	Math 1:00-1:45pm	Social Studies 1:45-2:30pm
<p><b>Tuesday, May 9</b></p> <p>*Sign in *Pledge of allegiance, *Calendar Activities: Days in school Counting by 10s and 5's 2's dance *Weather graph *Penny in the bank</p> <p><u>Spelling words:</u> What, when, why, whale, where, who, this that, them, those</p> <p><b>Homework:</b> *Rainbow write each spelling word *Fill in the blank worksheet</p>	<p><b>Unit 8 By the Sea Lesson 11 Sounds and Letters Warming up (T188)</b> <u>Making Words</u></p> <p><b>OBJ.</b> To use their knowledge of sound/spellings to build and read words.</p> <p><b>Phonics (T189)</b> <u>Blending</u> OBJ: To blend and read words.</p> <p><u>Sentence Extension</u> <b>OBJ.</b> To make and extend oral sentences.</p> <p><b>Reading and Responding (T190)</b> <u>There One Was A Puffin</u> by Florence Page Jacques <b>OBJ.</b> To be introduced to the comprehension strategy of visualizing and to continue to develop print awareness by focusing on the structure of poetry.</p> <p><b>Language Arts (T196-197)</b> <u>Word Analysis: Sensory Words</u> OBJ: To develop an understanding that using sensory words enriches the reading process and results in more effective communication.</p> <p><u>Writing Process Strategies: Magazine Advertisement</u> OBJ: To continue to understand the purpose of persuasive writing as they are introduced to magazine writing.</p> <p><u>English Language Conventions</u> OBJ: To review words that describe color and how many from unit 3.</p> <p><b>Language Arts Skills page 88</b></p>	<p><b>Handwriting Without Tears</b></p> <p><b>Sentence Corrections adding punctuation and capitalization</b></p> <p><b>OBJ.</b> To identify correct phonetic spelling, capitalization and end marks in a paragraph.</p>	<p><b>Everyday Mathematics</b></p> <p><b>Capacity - Prediction and Actual</b></p> <p><b>OBJ:</b> To continue knowledge on capacity, making predictions and measuring how much objects can actually hold.</p>  <p><b>Work on Mother's Day card and project</b></p>	<p><b>Social Studies</b></p> <p><b>Government/Civic Understanding</b></p> <p><b>OBJ.</b> To demonstrate an understanding of good citizenship.</p> <p><b>BrainPopJr Rights and Responsibilities video</b></p>  <p><b>Vocabulary Flap Book</b></p>

Day of the Week	Language Arts/ Phonics 10:30am-12pm	HWT 9:30-10:00am	Math 1:00-1:45pm	Science 1:45-2:30pm
<p><b>Wednesday</b> <b>May 10</b></p> <p>*Sign in *Pledge of allegiance, *Calendar Activities: Days in school Counting by 10s and 5's 2's dance *Weather graph *Penny in the bank</p> <p><u>Spelling words:</u> What, when, why, whale, where, who, this that, them, those</p> <p><u>Homework:</u> *write each spelling word in a sentence</p>	<p>Unit 8 By the Sea Lesson 12 Sounds and Letters Warming up (T198) <u>Make A Rhyme</u> OBJ. To produce rhymes. Phonics (T200) <u>Blending</u> OBJ: To blend and read words. <u>Sentence Extension</u> OBJ. To make and extend oral sentences. <b>Sounds and Letters page 140-141</b> Reading and Responding (T202) <u>There One Was A Puffin</u> by Florence Page Jacques OBJ. To continue the comprehension strategy of visualization. <b>Language Arts (T206-207)</b> <u>Word Analysis: Sensory Words</u> OBJ: To develop an understanding that using sensory words enriches the reading process and results in more effective communication. <u>Writing Process Strategies: Magazine Advertisement</u> OBJ: To continue to develop an understanding that persuasive writing can help people make a decision about a topic. <u>English Language Conventions</u> OBJ: To review words that describe color and how many from unit 3 and 4. <b>Writers Workbook page 48</b></p>	<p>Handwriting Without Tears</p> <p>Draw and Write Notebook Green Books</p> <p>OBJ. To write about their favorite family vacation and what made it so special.</p> 	<p>Everyday Mathematics</p> <p>Will It Fit? Activity</p>  <p>OBJ. To continue learning on capacity, measuring to determine if the amount is enough.</p> <p><b>Work on Mother's Day card and project</b></p>	<p>Real Science</p> <p>Life Science</p>  <p>OBJ. To identify the parts of a plant.</p> <p><b>Parts of a plant labeling activity</b></p>

Day of the Week	Language Arts/ Phonics 11-12pm	HWT 9:30-10am	Math 1:00-1:45pm	Social Studies 1:45-2:30pm
<p><b>Thursday May 11</b></p> <p>*Sign in *Pledge of allegiance, *Calendar Activities: Days in school Counting by 10s and 5's 2's dance *Weather graph *Penny in the bank</p> <p><u>Spelling words:</u> What, when, why, whale, where, who, this that, them, those</p> <p><b>Homework:</b> *Study for the spelling test tomorrow</p>	<p><b>Unit 8 By the Sea Lesson 13</b> <b>Sounds and Letters</b> <b>Warming up (T208)</b> <u>Consonant Riddle Game</u> <b>OBJ.</b> To produce rhymes. <b>Phonics (T209)</b> <u>Blending</u> OBJ: To blend and read words. <u>Sentence Extension</u> <b>OBJ.</b> To make and extend oral sentences. <b>Reading and Responding (T210-211)</b> <u>Fine Art</u> <b>OBJ.</b> To view and appreciate and discuss fine art. <b>Language Arts (T212-213)</b> <u>Word Analysis: Sensory Words</u> OBJ: To develop an understanding that using sensory words enriches the reading process and results in more effective communication. <u>Writing Process Strategies: Magazine Advertisement</u> OBJ: To review special words or how a slogan is used in persuasive writing. <u>English Language Conventions</u> OBJ: To review words that describe color and how many from unit 4. <b>Writers Workbook page 49</b></p>	<p><b>Handwriting Without Tears</b></p> <p><b>Proofreading Strategy</b></p> <p><b>OBJ:</b> To identify errors in a paragraph and re-write the paragraph correctly.</p>  <p><b>Work on Mother's Day card and project</b></p>	<p><b>Everyday Mathematics</b></p> <p><b>Math Centers</b></p>  <p><b>OBJ:</b> To continue to practice what they have learned measuring capacity in fun, hands on centers.</p> <p><b>-Cubes Estimation</b> <b>-How Many Cups of Beans</b> <b>-Order the Containers</b></p>	<p><b>Social Studies</b></p> <p><b>Economic Understandings</b></p> <p><b>OBJ:</b> To distinguish the difference between goods and services.</p>  <p><b>Goods and Services Matching Activity</b></p>

Day of the Week	Language Arts/ Phonics 10:30-12pm	HWT 9:30-10am	Math 1:00-1:45pm	Science 1:45-2:30pm
<p><b>Friday May 12</b></p> <p>*Sign in *Pledge of allegiance, *Calendar</p> <p>Activities: Days in school Counting by 10s and 5's 2's dance *Weather graph *Penny in the bank</p> <p><b>HAVE A GREAT WEEKEND!☺</b></p>	<p><b>Unit 8 By the Sea Lesson 14 Sounds and Letters Warming up (T215) Same Sound Word Game</b></p> <p><b>OBJ.</b> To recognize letter sounds.</p> <p><b>Phonics (T216-217)</b> <u>Blending</u> OBJ: To blend and read words. <u>Sentence Extension</u> <b>OBJ.</b> To make and extend oral sentences. <b>Sounds and Letters Page 142-143</b> <b>Reading and Responding (T210-211)</b> <u>Fine Art</u> <b>OBJ.</b> To use their knowledge of colors to discuss the art.</p> <p><b>Language Arts (T212-213)</b> <u>Word Analysis: Sensory Words</u> OBJ: To develop an understanding that using sensory words enriches the reading process and results in more effective communication. <u>Writing Process Strategies: Magazine Advertisement</u> OBJ: To continue to learn about persuasive writing and discuss captions. <u>English Language Conventions</u> OBJ: To understand and practice simple nonverbal cues and to aid in oral communication.</p>	<p><b>Handwriting Without Tears</b></p> <p><b>Draw and Write Notebook Green Books</b></p>  <p><b>OBJ.</b> To write about their favorite part in the story <i>There Once Was A Puffin.</i></p>	<p><b>Everyday Mathematics</b></p> <p><b>Thirsty Activity</b></p> <p><b>OBJ.</b> To use measuring strategies that they've learned to determine which container is best.</p> <p><b>Work on Mother's Day card and project</b></p>	<p><b>Real Science</b></p> <p><b>Life Science</b></p> <p><b>OBJ.</b> To identify the basic needs of an animal, appearance, motion and growth.</p> 