

Curriculum Legend:
FS- Frog street
OP- Open Court
SRA -Art Connections

Objectives:
 Objectives of the curriculum are included within the enrichment and homeroom lesson plans.






In the Art Studio, children are allowed to manipulate a variety of art media and use a variety of art tools.

Enrichment Lesson Plan

Theme: Spring Break Fun

Class: Art

Week: April 2nd - 6th



Day of the Week	Garderie 2	Garderie 3	Transitional Crème Preparatory	Crème Prep	Examples
Monday	<p>Creating a n Easter Egg</p> <p>Obj: I can create an egg using a pompom, paint, and a clothespin. We will discuss how the pompom feels and makes the design on our paper egg.</p>	<p>Creating a n Easter Egg</p> <p>Obj: I can create an egg using a pompom, paint, and a clothespin. We will discuss how the pompom feels and makes the design on our paper egg.</p>	<p>Creating a n Easter Egg</p> <p>Obj: I can create an egg using a pompom, paint, and a clothespin. We will discuss how the pompom feels and makes the design on our paper egg.</p>	<p>Creating a n Easter Egg</p> <p>Obj: I can create an egg using a pompom, paint, and a clothespin. We will discuss how the pompom feels and makes the design on our paper egg.</p>	
Tuesday	<p>Creating a Carrot</p> <p>Obj: I can create a carrot by using orange and green paper. We will discuss what animals like to eat carrots and how they are good for our eyes.</p>	<p>Creating a Carrot</p> <p>Obj: I can create a carrot by using orange paper and green tissue paper. We will discuss what animals like to eat carrots and how they are good for our eyes.</p>	<p>Creating a Carrot</p> <p>Obj: I can create a carrot by using orange paper and green tissue paper. We will discuss what animals like to eat carrots and how they are good for our eyes.</p>	<p>Creating a Carrot</p> <p>Obj: I can create a carrot by using orange paper and green tissue paper. We will discuss what animals like to eat carrots and how they are good for our eyes.</p>	
Wednesday	<p>Creating a Mirrored Butterfly</p> <p>Obj: I can create a butterfly using paint and a folded paper. We will introduce balance and discuss how pretty our butterfly is when opened up! ☺</p>	<p>Creating a Mirrored Butterfly</p> <p>Obj: I can create a butterfly using paint and a folded paper. We will introduce balance and discuss how pretty our butterfly is when opened up! ☺</p>	<p>Creating a Mirrored Butterfly</p> <p>Obj: I can create a butterfly using paint and a folded paper. We will introduce balance and discuss how pretty our butterfly is when opened up! ☺</p>	<p>Creating a Mirrored Butterfly</p> <p>Obj: I can create a butterfly using paint and a folded paper. We will introduce balance and discuss how pretty our butterfly is when opened up! ☺</p>	
Thursday	<p>Creating a Duck</p> <p>Obj: I can create a duck using a small paper plate and folded orange paper. We will discuss the s favorite feature, his beak.</p>	<p>Creating a Duck</p> <p>Obj: I can create a duck using a small paper plate and folded orange paper. We will discuss the duck's favorite feature, his beak.</p>	<p>Creating a Duck</p> <p>Obj: I can create a duck using a small paper plate and folded orange paper. We will discuss the duck's favorite feature, his beak.</p>	<p>Creating a Duck</p> <p>Obj: I can create a duck using a small paper plate and folded orange paper. We will discuss the duck's favorite feature, his beak.</p>	
Friday	<p>Creating with Chalk</p> <p>Obj: I can create with chalk outside! We will discuss what we make and what colors we use to create our different pictures! ☺</p>	<p>Creating with Chalk</p> <p>Obj: I can create with chalk outside! We will discuss what we make and what colors we use to create our different pictures! ☺</p>	<p>Creating with Chalk</p> <p>Obj: I can create with chalk outside! We will discuss what we make and what colors we use to create our different pictures! ☺</p>	<p>Creating with Chalk</p> <p>Obj: I can create with chalk outside! We will discuss what we make and what colors we use to create our different pictures! ☺</p>	

Theme: Mysterious Movers

Class: Music, Movement, and Theater

Enrichment Lesson Plan


Week: April 2-6, 2018

Day of the Week	Garderie 2	Garderie 3	Crème Preparatory	Private Kindergarten
Monday	Invite children to pantomime "Twirl Around" (p.204). Discuss leaves blowing in the wind and pretend children are tree branches swaying with the wind.	Invite children to pantomime "Twirl Around" (p.204). Discuss leaves blowing in the wind and pretend children are tree branches swaying with the wind.	Invite children to pantomime "Twirl Around" (p.204). Discuss leaves blowing in the wind and pretend children are tree branches swaying with the wind.	
Tuesday	Invite children to sing and dance to "Itsy Bitsy Spider". Ask children what other things the rain moves.	Invite children to sing and dance to "Itsy Bitsy Spider". Ask children what other things the rain moves.	Invite children to sing and dance to "Itsy Bitsy Spider". Ask children what other things the rain moves.	
Wednesday	Invite children to dance as they think about the spider's journey down the waterspout and his gravity-defying climb back up the spout.	Invite children to dance as they think about the spider's journey down the waterspout and his gravity-defying climb back up the spout.	Invite children to dance as they think about the spider's journey down the waterspout and his gravity-defying climb back up the spout.	Invite children to dance as they think about the spider's journey down the waterspout and his gravity-defying climb back up the spout.
Thursday	Play "The Sounds of Nature". Invite children to moon dance. Demonstrate how gravity might look to walk, hop, and dance on the moon.	Play "The Sounds of Nature". Invite children to moon dance. Demonstrate how gravity might look to walk, hop, and dance on the moon.	Play "The Sounds of Nature". Invite children to moon dance. Demonstrate how gravity might look to walk, hop, and dance on the moon.	
Friday	Invite children to play "Waggle Dance" (p.202). Encourage children to raise their arms to fly around the flowers and to remember to occasionally waggle their bottoms.	Invite children to play "Waggle Dance" (p.202). Encourage children to raise their arms to fly around the flowers and to remember to occasionally waggle their bottoms.	Invite children to play "Waggle Dance" (p.202). Encourage children to raise their arms to fly around the flowers and to remember to occasionally waggle their bottoms.	

Theme: Mysterious Movers Class: STEM

Enrichment Lesson Plan

Week: April 2-6

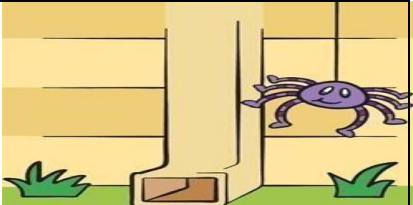


Day of the Week	Garderie 2	Garderie 3	Crème Preparatory
<p>Monday</p> 	<ul style="list-style-type: none"> • Morning Songs (Good Morning, Shapes, Rainbow Song, Numbers, Apple Tree) • Review numbers, colors, and shapes 	<ul style="list-style-type: none"> • Morning Songs (Good Morning, Shapes, Rainbow Song, Numbers, Apple Tree) • Review numbers, colors, and shapes 	<ul style="list-style-type: none"> • Morning Songs (Good Morning, Shapes, Rainbow Song, Numbers, Apple Tree) • Review numbers, colors, and shapes
<p>Tuesday: Earth Science</p> 	<ul style="list-style-type: none"> • Morning Songs (Good Morning, Shapes, Rainbow Song, Numbers, Apple Tree) • Review numbers, colors, and shapes • Moving cotton balls: on one side of the table make a start line and the other the finish. Invite children to come in small groups to blow their cotton ball to the finish line. Discuss how blowing the cotton ball is like the wind. What can the wind blow? What about strong winds? 	<ul style="list-style-type: none"> • Morning Songs (Good Morning, Shapes, Rainbow Song, Numbers, Apple Tree) • Review numbers, colors, and shapes • Moving cotton balls: on one side of the table make a start line and the other the finish. Invite children to come in small groups to blow their cotton ball to the finish line. Discuss how blowing the cotton ball is like the wind. What can the wind blow? What about strong winds? 	<ul style="list-style-type: none"> • Morning Songs (Good Morning, Shapes, Rainbow Song, Numbers, Apple Tree) • Review numbers, colors, and shapes • Moving cotton balls: on one side of the table make a start line and the other the finish. Invite children to come in small groups to blow their cotton ball to the finish line. Discuss how blowing the cotton ball is like the wind. What can the wind blow? What about strong winds?
<p>Wednesday: Physical Science</p> 	<ul style="list-style-type: none"> • Morning Songs (Good Morning, Shapes, Rainbow Song, Numbers, Apple Tree) • Review numbers, colors, and shapes • Demonstrate how a magnet can move objects • Which items will move because of magnet? 	<ul style="list-style-type: none"> • Morning Songs (Good Morning, Shapes, Rainbow Song, Numbers, Apple Tree) • Review numbers, colors, and shapes • Demonstrate how a magnet can move objects • Which items will move because of magnet? 	<ul style="list-style-type: none"> • Morning Songs (Good Morning, Shapes, Rainbow Song, Numbers, Apple Tree) • Review numbers, colors, and shapes • Demonstrate how a magnet can move objects • Which items will move because of magnet?
<p>Thursday: Physical Science</p> 	<ul style="list-style-type: none"> • Morning Songs (Good Morning, Shapes, Rainbow Song, Numbers, Apple Tree) • Review numbers, colors, and shapes • Moon Shadows: invite the children to dance between the wall and a flashlight to create moon shadows. Ask children whether their shadow gets bigger or smaller as they move closer to the flashlight. Encourage the children to describe their shadow creations. 	<ul style="list-style-type: none"> • Morning Songs (Good Morning, Shapes, Rainbow Song, Numbers, Apple Tree) • Review numbers, colors, and shapes • Moon Shadows: invite the children to dance between the wall and a flashlight to create moon shadows. Ask children whether their shadow gets bigger or smaller as they move closer to the flashlight. Encourage the children to describe their shadow creations. 	<ul style="list-style-type: none"> • Morning Songs (Good Morning, Shapes, Rainbow Song, Numbers, Apple Tree) • Review numbers, colors, and shapes • Moon Shadows: invite the children to dance between the wall and a flashlight to create moon shadows. Ask children whether their shadow gets bigger or smaller as they move closer to the flashlight. Encourage the children to describe their shadow creations.
<p>Friday: Shapes</p> 	<ul style="list-style-type: none"> • Morning Songs (Good Morning, Shapes, Rainbow Song, Numbers, Apple Tree) • Review numbers, colors, and shapes • Shape garden: create a garden with the shape blocks. What shapes did you use to create a flower? A bird? What else goes in the garden? 	<ul style="list-style-type: none"> • Morning Songs (Good Morning, Shapes, Rainbow Song, Numbers, Apple Tree) • Review numbers, colors, and shapes • Shape garden: create a garden with the shape blocks. What shapes did you use to create a flower? A bird? What else goes in the garden? 	<ul style="list-style-type: none"> • Morning Songs (Good Morning, Shapes, Rainbow Song, Numbers, Apple Tree) • Review numbers, colors, and shapes • Shape garden: create a garden with the shape blocks. What shapes did you use to create a flower? A bird? What else goes in the garden?

Theme: Mysterious Movers/ Movimientos Misteriosos

Class:
Español/Spanish

Enrichment Lesson Plan

Week: April 2-6

Day of the week	Garderie 2	Garderie 3	Crème preparatory	Kindergarten
Monday	<p>Dance: Twirl Around/Giraremos Listening Story: Mysterious Movers/Fuerzas Misteriosas Story Folder: The Last Leaf/La ultima hoja Vocabulary:viento,misterioso,temblar Objective: Experience Japanese haiku and art, consider how wind moves things, develop vocabulary</p>	<p>Dance: Twirl Around/Giraremos Listening Story: Mysterious Movers/Fuerzas Misteriosas Story Folder: The Last Leaf/La ultima hoja Vocabulary:viento,misterioso,temblar,fertile, suelo Objective: Experience Japanese haiku and art, consider how wind moves things, develop vocabulary</p>	<p>Dance: Twirl Around/Giraremos Listening Story: Mysterious Movers/Fuerzas Misteriosas Story Folder: The Last Leaf/La ultima hoja Vocabulary:viento,misterioso,temblar,fertile, suelo Objective: Experience Japanese haiku and art, consider how wind moves things, develop vocabulary</p>	<p>Dance: Twirl Around/Giraremos Listening Story: Mysterious Movers/Fuerzas Misteriosas Story Folder: The Last Leaf/La ultima hoja Vocabulary:viento,misterioso,temblar,fertile , suelo Objective: Experience Japanese haiku and art, consider how wind moves things, develop vocabulary</p>
Tuesday	<p>Participation Story: Itsy Bitsy Spider/La arana pequenita Listening Story: Mysterious Movers/Fuerzas Misteriosas Read Aloud: River talk/Platica de los rios Vocabulary: olas,oceano,tesoros Objective: Discuss moving water, contrast brooks and oceans as movers, introduce river vocabulary</p>	<p>Participation Story: Itsy Bitsy Spider/La arana pequenita Listening Story: Mysterious Movers/Fuerzas Misteriosas Read Aloud: River talk/Platica de los rios Vocabulary: olas,oceano,tesoros Objective: Discuss moving water, contrast brooks and oceans as movers, introduce river vocabulary</p>	<p>Participation Story: Itsy Bitsy Spider/La arana pequenita Listening Story: Mysterious Movers/Fuerzas Misteriosas Read Aloud: River talk/Platica de los rios Vocabulary: olas,oceano,tesoros Objective: Discuss moving water, contrast brooks and oceans as movers, introduce river vocabulary</p>	
Wednesday	<p>Participation Story: Itsy Bitsy Spider/La arana pequenita Story Folder: Monster Coaster/Mostruosa la Montana Rusa Story Folder:Henny Penny/La Gallinita Tina Vocabulary:Misterioso, fuerzas,ensamblar Objective: Introduce concept of the momentum, discuss role of gravity in carnival rides</p>	<p>Participation Story: Itsy Bitsy Spider/La arana pequenita Story Folder: Monster Coaster/Mostruosa la Montana Rusa Story Folder:Henny Penny/La Gallinita Tina Vocabulary:Misterioso, fuerzas,ensamblar Objective: Introduce concept of the momentum, discuss role of gravity in carnival rides</p>	<p>Participation Story: Itsy Bitsy Spider/La arana pequenita Story Folder: Monster Coaster/Mostruosa la Montana Rusa Story Folder:Henny Penny/La Gallinita Tina Vocabulary:Misterioso, fuerzas,ensamblar Objective: Introduce concept of the momentum, discuss role of gravity in carnival rides</p>	
Thursday	<p>Dance:The Sounds of Nature/Sonidos de la Naturaleza Listening Story: Twinkle, the little star/Chispita la estrellita Story Folder:The Sun and the Moon/El sol y La Luna Objective: Develop star vocabulary, analyze story events, learn about the moon</p>	<p>Dance:The Sounds of Nature/Sonidos de la Naturaleza Listening Story: Twinkle, the little star/Chispita la estrellita Story Folder:The Sun and the Moon/El sol y La Luna Objective: Develop star vocabulary, analyze story events, learn about the moon</p>	<p>Dance:The Sounds of Nature/Sonidos de la Naturaleza Listening Story: Twinkle, the little star/Chispita la estrellita Story Folder:The Sun and the Moon/El sol y La Luna Objective: Develop star vocabulary, analyze story events, learn about the moon</p>	<p>Dance:The Sounds of Nature/Sonidos de la Naturaleza Listening Story: Twinkle, the little star/Chispita la estrellita Story Folder:The Sun and the Moon/El sol y La Luna Objective: Develop star vocabulary, analyze story events, learn about the moon</p>
Friday	<p>Song and Dance: Waggle Dance/Baile del meneo Prop Story: Ms.Bumblebee Gathers Nectar/La Sra. Abeja recoge nectar Listening Story:Seeds/La semillita Vocabulay:colmena,nectar,bajar en picada Objective: Learn about the bee, a mysterious mover, introduce movement vocabulary, list ways that seeds move</p>	<p>Song and Dance: Waggle Dance/Baile del meneo Prop Story: Ms.Bumblebee Gathers Nectar/La Sra. Abeja recoge nectar Listening Story:Seeds/La semillita Vocabulay:colmena,nectar,bajar en picada Objective: Learn about the bee, a mysterious mover, introduce movement vocabulary, list ways that seeds move</p>	<p>Song and Dance: Waggle Dance/Baile del meneo Prop Story: Ms.Bumblebee Gathers Nectar/La Sra. Abeja recoge nectar Listening Story:Seeds/La semillita Vocabulay:colmena,nectar,bajar en picada Objective: Learn about the bee, a mysterious mover, introduce movement vocabulary, list ways that seeds move</p>	

Theme: Mysterious Movers **Class:** Computer

Enrichment Lesson Plan

Week: April 2-6

Days of the Week	Garderie 2	Garderie 3	Crème Preparatory	Kindergarten
Monday	<ul style="list-style-type: none"> Computer: Play Writer’s Corner Table center: draw a picture of what it looks like to move. Have the child dictate while the teacher writes. 	<ul style="list-style-type: none"> Computer: Play Writer’s Corner Table center: draw a picture of what it looks like to move. Have the child dictate while the teacher writes. 	<ul style="list-style-type: none"> Computer: Play Writer’s Corner Open Book Computer and Journal 	<ul style="list-style-type: none"> Computer: Play Writer’s Corner Open Book Computer and Journal
Tuesday	<ul style="list-style-type: none"> Computer: ABC & XYZ Listening Center: Duck on a Bike Color of the week: Review 	<ul style="list-style-type: none"> Computer: ABC & XYZ Listening Center: Duck on a Bike Color of the week: Review 	<ul style="list-style-type: none"> Computer: ABC & XYZ Listening Center Open Book Computer and Journal 	<ul style="list-style-type: none"> Listening Center Open Book Computer and Journal
Wednesday	<ul style="list-style-type: none"> Computer: Replay Writer’s Corner Letter of the week: Review ABC BINGO 	<ul style="list-style-type: none"> Computer: Replay Writer’s Corner Letter of the week: Review ABC BINGO 	<ul style="list-style-type: none"> Computer: Replay Writer’s Corner Letter of the week: Review Open Book Computer and Journal 	<ul style="list-style-type: none"> Computer: Replay Writer’s Corner Letter of the week: Review Open Book Computer and Journal
Thursday	<ul style="list-style-type: none"> Computer: Replay ABC & XYZ Shape of the week: Rhombus Shape BINGO 	<ul style="list-style-type: none"> Computer: Replay ABC & XYZ Shape of the week: Rhombus Shape BINGO 	<ul style="list-style-type: none"> Computer: Replay ABC & XYZ Shape of the week: Rhombus Open Book Computer and Journal 	<ul style="list-style-type: none"> Computer: Replay ABC & XYZ Shape of the week: Rhombus Open Book Computer and Journal
Friday	<p style="text-align: center;">FREE CHOICE</p> Jump Start Pre-K ABCmouse.com iPad lab Centers	<p style="text-align: center;">FREE CHOICE</p> Jump Start Pre-K ABCmouse.com iPad lab Centers	<p style="text-align: center;">FREE CHOICE</p> Jump Start Pre-K ABCmouse.com iPad lab Centers	<p style="text-align: center;">FREE CHOICE</p> Jump Start Kindergarten ABCmouse.com iPad lab Centers