


<b>Infant Class A: Themed Lesson 11 Farm Animals Wk. 1</b>	<b>Date: June 11th - 15th, 2018</b>
<b>Approach Towards Learning: Communication, Persistence, Attention, Curiosity</b>	<b>Parents as Partners: # 3 Seeing Through Your Baby's Eyes</b>
<b>English Vocabulary: pig</b>	<b>Spanish Vocabulary: cerdo</b>

American Sign Language (ASL): pig

LESSON COMPONENTS	Monday	Tuesday	Wednesday	Thursday	Friday
<b>Brain Start Way to Start the Day Lily Visits</b>	Unite: Sing: "Old MacDonald Had A Farm" (Songs CD # 1) Calm: Laughing Connect: This Little Piggy (RB)	Unite: Sing: "If You're a Pig" (RB) Calm: Laughing Connect: To Market, To Market (RB)	Unite: Sing: "Old MacDonald Had A Farm" (Songs CD # 1) Calm: Laughing Connect: This Little Piggy (RB)	Unite: Sing: "Higgety Piggety Pop" (RB) Calm: Laughing Connect: Three Pink Pigs (RB)	Unite: Sing: "Old MacDonald Had A Farm" (Songs CD # 1) Calm: Laughing Connect: This Little Piggy (RB)
<b>Language Development</b>	<b>Animals Talk L3</b> Read "Animals Talk" and other books about farm animals with the children. Obj: Looks at pictures in a book.	<b>Crunch! Slurp! L16</b> Discuss the sounds the children make while eating. Also talk about the different sounds animals make. Obj: Listens to the language of others.	<b>Animals Talk L3</b> Read "Animals Talk" and other books about farm animals with the children. Obj: Looks at pictures in a book.	<b>Crunch! Slurp! L16</b> Discuss the sounds the children make while eating. Also talk about the different sounds animals make. Obj: Listens to the language of others.	<b>Animals Talk L3</b> Read "Animals Talk" and other books about farm animals with the children. Obj: Looks at pictures in a book.
<b>Cognitive Development</b>	<b>Bubbles C5</b> Blow bubbles with the children while singing "I Have A Little Turtle." Obj: Pays attention and exhibits curiosity in people and objects.	<b>Smile C2</b> Smile often when talking and interacting with the children throughout the day. Obj: Smiles in recognition of the teacher.	<b>Bubbles C5</b> Blow bubbles with the children while singing "I Have A Little Turtle." Obj: Pays attention and exhibits curiosity in people and objects.	<b>Smile C2</b> Smile often when talking and interacting with the children throughout the day. Obj: Smiles in recognition of the teacher.	<b>Bubbles C5</b> Blow bubbles with the children while singing "I Have A Little Turtle." Obj: Pays attention and exhibits curiosity in people and objects.
<b>Social Emotional Development</b>	<b>Follow That Toy SE10</b> Lay the child on their back and show them a pig. Encourage them to follow the pig with their eyes as you move it around. Obj: Tracks objects.	<b>This Little Piggy SE18</b> Play "This Little Piggy" with the children. Obj: Listens with interest to the language of others.	<b>Follow That Toy SE10</b> Lay the child on their back and show them a pig. Encourage them to follow the pig with their eyes as you move it around. Obj: Tracks objects.	<b>This Little Piggy SE18</b> Play "This Little Piggy" with the children. Obj: Listens with interest to the language of others.	<b>Follow That Toy SE10</b> Lay the child on their back and show them a pig. Encourage them to follow the pig with their eyes as you move it around. Obj: Tracks objects.
<b>Physical Development</b>	<b>Tracking P3</b> Hold different farm animals in front of the child and move them from side to side. Obj: Turns their head from side to side.	<b>Finger Squeeze P8</b> Play with the "Old MacDonald" finger puppet as you sing the song. Obj: Demonstrates interest and curiosity in exploring the world around them.	<b>Tracking P3</b> Hold different animals in front of the child and move them from side to side. Obj: Turns their head from side to side.	<b>Finger Squeeze P8</b> Play with the "Old MacDonald" finger puppet as you sing the song. Obj: Demonstrates interest and curiosity in exploring the world around them.	<b>Tracking P3</b> Hold different animals in front of the child and move them from side to side. Obj: Turns their head from side to side.

<b>LESSON COMPONENTS</b>	<b>Monday</b>	<b>Tuesday</b>	<b>Wednesday</b>	<b>Thursday</b>	<b>Friday</b>
--------------------------	---------------	----------------	------------------	-----------------	---------------



*Crème de la Crème*  
Early Learning Centers of Excellence®  
**frogstreet Infant Program**




<b>Infant Class B: Themed Lesson 11 Farm Animals Wk. 1</b>	<b>Date: June 27th - July 1st, 2016</b>
<b>Approach Towards Learning: Communication, Perisitance, Attention, Curocity</b>	<b>Parents as Partners: # 3 Seeing Through Your Baby's Eyes</b>
<b>English Vocabulary: pig</b>	<b>Spanish Vocabulary: cerdo</b>

**American Sign Language (ASL): pig**

<b>LESSON COMPONENTS</b>	<b>Monday</b>	<b>Tuesday</b>	<b>Wednesday</b>	<b>Thursday</b>	<b>Friday</b>
<b>Brain Start Way to Start the Day Lily Visits</b>	Unite: Sing: "Old MacDonald Had A Farm." (Songs CD # 1) Calm: Laughing Connect: This Little Piggy Commit: Follow Directions	Unite: Sing: "If You're A Pig" (RB) Calm: Laughing Connect: To Market, To Market Commit: Follow Directions	Unite: Sing: "Old MacDonald Had A Farm." (Songs CD # 1) Calm: Laughing Connect: This Little Piggy Commit: Follow Directions	Unite: Sing: "Higgety Piggety Pop" Calm: Laughing Connect: Three Pink Pigs Commit: Follow Directions	Unite: Sing: "Old MacDonald Had A Farm." (Songs CD # 1) Calm: Laughing Connect: This Little Piggy Commit: Follow Directions
<b>Language Development</b>	<u>Photos L30</u> Show the children different photo cards of farm animals. Obj: Understand that photos can represent real things in the environment.	<u>Sound Vibrations L24</u> Sound out different animal sounds and encourage the children to copy you. Obj: Enjoys playing with language like sounds.	<u>Photos L30</u> Show the children different photo cards of farm animals. Obj: Understand that photos can represent real things in the environment.	<u>Sound Vibrations L24</u> Sound out different animal sounds and encourage the children to copy you. Obj: Enjoys playing with language like sounds.	<u>Photos L30</u> Show the children different photo cards of farm animals. Obj: Understand that photos can represent real things in the environment.
<b>Cognitive Development</b>	<u>The Three Little Pigs L63</u> Using the patterns in the RB play "The Three Little Pigs" with the children. Obj: Engages with stories and books.	<u>The Three Little Pigs L63</u> Play with the pig puppet. Teach the children the sounds pigs make. Obj: Enjoys playing with language like sounds.	<u>The Three Little Pigs L63</u> Using the patterns in the RB play "The Three Little Pigs" with the children. Obj: Engages with stories and books.	<u>The Three Little Pigs L63</u> Play with the pig puppet. Teach the children the sounds pigs make. Obj: Enjoys playing with language like sounds.	<u>The Three Little Pigs L63</u> Using the patterns in the RB play "The Three Little Pigs" with the children. Obj: Engages with stories and books.
<b>Social Emotional Development</b>	<u>Name Game SE27</u> Using different animals play the name game with the children. Obj: Listens with interest to the language of others.	<u>Dance With Me SE28</u> Play: "Puppy Dance" (Songs CD # 18) with the children. Obj: Shows interest and awareness of others.	<u>Name Game SE27</u> Using different animals play the name game with the children. Obj: Listens with interest to the language of others.	<u>Dance With Me SE28</u> Play: "Puppy Dance" (Songs CD # 18) with the children. Obj: Shows interest and awareness of others.	<u>Name Game SE27</u> Using different animals play the name game with the children. Obj: Listens with interest to the language of others.
<b>Physical Development</b>	<u>Up And Down P38</u> Read: "Merry Go Round" with the children. Talk about the animals in the book. Obj: Enjoys looking at pictures in a book.	<u>Squeeze The Sponge P22</u> Art Project: sponge painting farm animals. Obj: Develop control of small muscles for exploration and navigation.	<u>Up And Down P38</u> Read: "Merry Go Round" with the children. Talk about the animals in the book. Obj: Enjoys looking at pictures in a book.	<u>Squeeze The Sponge P22</u> Art Project: Sponge painting farm animals. Obj: Develop control of small muscles for exploration and navigation.	<u>Up And Down P38</u> Read: "Merry Go Round" with the children. Talk about the animals in the book. Obj: Enjoys looking at pictures in a book.

<b>LESSON COMPONENTS</b>	<b>Monday</b>	<b>Tuesday</b>	<b>Wednesday</b>	<b>Thursday</b>	<b>Friday</b>
--------------------------	---------------	----------------	------------------	-----------------	---------------



*Crème de la Crème*  
Early Learning Centers of Excellence®  
**frogstreet Infant Program**



<b>Infant Class C: Themed Lesson 11 Farm Animals Wk. 1</b>	<b>Date: June 27th - July 1st, 2016</b>
<b>Approach Towards Learning: Communication, Persistence, Attention, Curiosity</b>	<b>Parents as Partners: # 3 Seeing Through Your Baby's Eyes</b>
<b>English Vocabulary: pig</b>	<b>Spanish Vocabulary: cerdo</b>
<b>American Sign Language (ASL): pig</b>	

<b>LESSON COMPONENTS</b>	<b>Monday</b>	<b>Tuesday</b>	<b>Wednesday</b>	<b>Thursday</b>	<b>Friday</b>
<b>Brain Start Way to Start the Day Lily Visits</b>	Unite: Sing: "Old MacDonald Had A Farm" (Songs CD # 1) Calm: Laughing Connect: This Little Piggy (RB) Commit: Follow Directions	Unite: Sing: "If You're A Pig" (RB) Calm: Laughing Connect: To Market, To Market (RB) Commit: Follow Directions	Unite: Sing: "Old MacDonald Had A Farm" (Songs CD # 1) Calm: Laughing Connect: This Little Piggy (RB) Commit: Follow Directions	Unite: Sing: "Higgety Piggety Pop" (RB) Calm: Laughing Connect: Three Pink Pigs (RB) Commit: Follow Directions	Unite: Sing: "Old MacDonald Had A Farm" (Songs CD # 1) Calm: Laughing Connect: This Little Piggy (RB) Commit: Follow Directions
<b>Language Development</b>	<u>Three Little Pigs L63</u> Using the patterns in the RB play "The Three Little Pigs" with the children. Obj: Engages with stories.	<u>Hand It To Me L58</u> Talk about different farm animal toys and then ask the children to hand them to you. Obj: Follows simple requests.	<u>Three Little Pigs L63</u> Using the patterns in the RB play "The Three Little Pigs" with the children. Obj: Engages with stories.	<u>Hand It To Me L58</u> Talk about different farm animal toys and then ask the children to hand them to you. Obj: Follows simple requests.	<u>Three Little Pigs L63</u> Using the patterns in the RB play "The Three Little Pigs" with the children. Obj: Engages with stories.
<b>Cognitive Development</b>	<u>Sandbox Treasures C44</u> Bury different farm animals in the sand and encourage the children to find them. Obj: Uses tools to solve problems.	<u>I Remember C63</u> Read some books about farm animals & then ask the child to hand you a specific book. Obj: Recognizes a favorite book when the teacher calls it by name.	<u>Sandbox Treasures C44</u> Bury different farm animals in the sand and encourage the children to find them. Obj: Uses tools to solve problems.	<u>I Remember C63</u> Read some books about farm animals & then ask the child to hand you a specific book. Obj: Recognizes a favorite book when the teacher calls it by name.	<u>Sandbox Treasures C44</u> Bury different farm animals in the sand and encourage the children to find them. Obj: Uses tools to solve problems.
<b>Social Emotional Development</b>	<u>Hand Washing SE55</u> Teach the children how to wash their hands with soap and water. Obj: Participates in physical care routines.	<u>Lunch Buddies SE50</u> Sit and eat lunch with the children. Obj: Shows interest and awareness of others.	<u>Hand Washing SE55</u> Teach the children how to wash their hands with soap and water. Obj: Participates in physical care routines.	<u>Lunch Buddies SE50</u> Sit and eat lunch with the children. Obj: Shows interest and awareness of others.	<u>Hand Washing SE55</u> Teach the children how to wash their hands with soap and water. Obj: Participates in physical care routines.
<b>Physical Development</b>	<u>Shaker Art P49</u> Make different farm animals using colored sand, glue and construction paper. Obj: Shakes objects.	<u>Fill And Dump P42</u> Fill a bucket with different farm animals and encourage the children to dump it out. Obj: Coordinates hand and body movements.	<u>Shaker Art P49</u> Make different farm animals using colored sand, glue, and construction paper. Obj: Shakes objects.	<u>Fill And Dump P42</u> Fill a bucket with farm different animals and encourage the children to dump it out. Obj: Coordinates hand and body movements.	<u>Shaker Art P49</u> Make different farm animals using colored sand, glue and construction paper. Obj: Shakes objects.

<b>LESSON COMPONENTS</b>	<b>Monday</b>	<b>Tuesday</b>	<b>Wednesday</b>	<b>Thursday</b>	<b>Friday</b>
--------------------------	---------------	----------------	------------------	-----------------	---------------



*Crème de la Crème*  
Early Learning Centers of Excellence<sup>®</sup>  
**frogstreet Infant Program**



<b>Infant Class A: Themed Lesson # 11 Farm Animals Wk. 2</b>	<b>Date: June 18th - 22nd, 2018</b>
<b>Approach Towards Learning: Communication, Persistence, Attention, Curiosity</b>	<b>Parents as Partners: # 6 Singing Is Joyful &amp; More</b>
<b>English Vocabulary: cow, horse</b>	<b>Spanish Vocabulary: vaca, caballo</b>
<b>American Sign Language (ASL): cow, horse</b>	

<b>LESSON COMPONENTS</b>	<b>Monday</b>	<b>Tuesday</b>	<b>Wednesday</b>	<b>Thursday</b>	<b>Friday</b>
<b>Brain Start Way to Start the Day Lily Visits</b>	Unite: Sing: "Did You Feed My Cow?" (RB) Calm: Stretching Connect: This Little Cow (RB)	Unite: Sing: "Five Little Ponies" (RB) Calm: Stretching Connect: The Old Grey Mare (RB)	Unite: Sing: "The Purple Cow" (RB) Calm: Stretching Connect: Two Horses (RB)	Unite: Sing: "Ride A Little Horsie" (RB) Calm: Stretching Connect: Clippity Clop	Unite: Sing: "Did You Feed My Cow?" (RB) Calm: Stretching Connect: This Little Cow (RB)
<b>Language Development</b>	<u>Little Boy Blue L14</u> Read "Little Boy Blue" with the children. Look for the cow in the story. Obj: Looks at pictures in a book.	<u>Rhyme Time L1</u> Recite the rhyme "Hey Diddle Diddle" with the children. Obj: Smiles when spoken to.	<u>Little Boy Blue L14</u> Read "Little Boy Blue" with the children. Look for the cow in the story. Obj: Looks at pictures in a book.	<u>Rhyme Time L1</u> Recite the rhyme "Hey Diddle Diddle" with the children. Obj: Smiles when spoken to.	<u>Little Boy Blue L14</u> Read "Little Boy Blue" with the children. Look for the cow in the story. Obj: Looks at pictures in a book.
<b>Cognitive Development</b>	<u>What's That Noise? C3</u> Pick two different farm animals and make their sounds. See if the children can distinguish between them. Obj: Pays attention and exhibits curiosity in people.	<u>Paper Bag Blocks C19</u> Use the blocks to make a farm. Talk about different animals that live on a farm. Obj: Reaches out to touch objects.	<u>What's That Noise? C3</u> Pick two different farm animals and make their sounds. See if the children can distinguish between them. Obj: Pays attention and exhibits curiosity in people.	<u>Paper Bag Blocks C19</u> Use the blocks to make a farm. Talk about different animals that live on a farm. Obj: Reaches out to touch objects.	<u>What's That Noise? C3</u> Pick two different farm animals and make their sounds. See if the children can distinguish between them. Obj: Pays attention and exhibits curiosity in people.
<b>Social Emotional Development</b>	<u>Ride A Little Horsie SE10</u> Play "Ride A Little Horsie" with the children. Talk about the sounds horses make. Obj: Imitates familiar teachers body language and sounds.	<u>Greetings SE12</u> Make up a special greeting for each child and use it throughout the day. Obj: Turns and looks at the teacher when their name is called.	<u>Ride A Little Horsie SE10</u> Play "Ride A Little Horsie" with the children. Talk about the sounds horses make. Obj: Imitates familiar teachers body language and sounds.	<u>Greetings SE12</u> Make up a special greeting for each child and use it throughout the day. Obj: Turns and looks at the teacher when their name is called.	<u>Ride A Little Horsie SE10</u> Play "Ride A Little Horsie" with the children. Talk about the sounds horses make. Obj: Imitates familiar teachers body language and sounds.

LESSON COMPONENTS	Monday	Tuesday	Wednesday	Thursday	Friday
<b>Physical Development</b>	<b>Tracking P3</b> Hold farm animals in front of the children and encourage them to follow the animals as you move them around. Obj: Turns their head from side to side.	<b>Reach For It P15</b> Place several farm animals in front of the children and encourage them to reach for it. Obj: Grabs at things with a purpose.	<b>Tracking P3</b> Hold farm animals in front of the children and encourage them to follow the animals as you move them around. Obj: Turns their head from side to side.	<b>Reach For It P15</b> Place several farm animals in front of the children and encourage them to reach for it. Obj: Grabs at things with a purpose.	<b>Tracking P3</b> Hold farm animals in front of the children and encourage them to follow the animals as you move them around. Obj: Turns their head from side to side.




*Crème de la Crème*  
 Early Learning Centers of Excellence®  
**frogstreet Infant Program**



<b>Infant Class B: Themed Lesson # 11 Farm Animals Wk. 2</b>	<b>Date: June 18th - 22nd, 2018</b>
<b>Approach Towards Learning: Communication, Persistence, Attention, Curiosity</b>	<b>Parents as Partners: # 6 Singing Is Joyful &amp; More</b>
<b>English Vocabulary: cow, horse</b>	<b>Spanish Vocabulary: vaca, caballo</b>
<b>American Sign Language (ASL): cow, horse, I love you</b>	

LESSON COMPONENTS	Monday	Tuesday	Wednesday	Thursday	Friday
<b>Brain Start Way to Start the Day Lily Visits</b>	<b>Unite: Sing: "Did You Feed My Cow?" (RB)</b> <b>Calm: Stretching</b> <b>Connect: This Little Cow (RB)</b> <b>Commit: Listening Ears</b>	<b>Unite: Sing: "Five Little Ponies" (RB)</b> <b>Calm: Stretching</b> <b>Commit: The Old Grey Mare (RB)</b> <b>Commit: Listening Ears</b>	<b>Unite: Sing: "The Purple Cow" (RB)</b> <b>Calm: Stretching</b> <b>Connect: Two Horses (RB)</b> <b>Commit: Listening Ears</b>	<b>Unite: Sing: "Ride A Little Horsie" (RB)</b> <b>Calm: Stretching</b> <b>Connect: Clippity Clop</b> <b>Commit: Listening Ears</b>	<b>Unite: Sing: "Did You Feed My Cow?" (RB)</b> <b>Calm: Stretching</b> <b>Connect: This Little Cow (RB)</b> <b>Commit: Listening Ears</b>
<b>Language Development</b>	<b>Old MacDonald L35</b> Sing "Old MacDonald Had A Farm" (Songs CD # 1) with the children. Obj: Moves body or makes sounds during familiar songs.	<b>Book Etiquette L40</b> Read "Animals Talk" with the children. Talk about the sounds each one makes. Obj: Makes sounds when looking at pictures in a book.	<b>Old MacDonald L35</b> Sing "Old MacDonald Had A Farm" (Songs CD # 1) with the children. Obj: Moves body or makes sounds during familiar songs.	<b>Book Etiquette L40</b> Read "Animals Talk" with the children. Talk about the sounds each one makes. Obj: Makes sounds when looking at pictures in a book.	<b>Old MacDonald L35</b> Sing "Old MacDonald Had A Farm" (Songs CD # 1) with the children. Obj: Moves body or makes sounds during familiar songs.
<b>Cognitive Development</b>	<b>Peek-A-Boo Plate C36</b> Place different farm animal picture cards on a paper plate and play peek-a-boo with them. Obj: Enjoys playing peek-a-boo.	<b>Shake It Out C27</b> Put different farm animals in a what's inside box. Encourage the children to shake them out. Obj: Uses a variety of strategies to solve problems.	<b>Peek-A-Boo Plate C36</b> Place different farm animal picture cards on a paper plate and play peek-a-boo with them. Obj: Enjoys playing peek-a-boo.	<b>Shake It Out C27</b> Put different farm animals in a what's inside box. Encourage the children to shake them out. Obj: Uses a variety of strategies to solve problems.	<b>Peek-A-Boo Plate C36</b> Place different farm animal picture cards on a paper plate and play peek-a-boo with them. Obj: Enjoys playing peek-a-boo.

LESSON COMPONENTS	Monday	Tuesday	Wednesday	Thursday	Friday
<b>Social Emotional Development</b>	<u>I Can Do What You Do SE35</u> Act like a cow and a horse and encourage the children to copy you. Obj: Moves body to achieve goal.	<u>Ride A Little Horsie SE10</u> Play "Ride A Little Horsie" with the children. Talk about the sounds horses make. Obj: Imitates the teachers body language and sounds.	<u>I Can Do What You Do SE35</u> Act like a cow and a horse and encourage the children to copy you. Obj: Moves body to achieve goal.	<u>Ride A Little Horsie SE10</u> Play "Ride A Little Horsie" with the children. Talk about the sounds horses make. Obj: Imitates the teachers body language and sounds.	<u>I Can Do What You Do SE35</u> Act like a cow and a horse and encourage the children to copy you. Obj: Moves body to achieve goal.
<b>Physical Development</b>	<u>Poke And Squeeze P23</u> Make different farm animals using play dough. Obj: Develops control of small muscles for manipulation and exploration.	<u>Waving Goodbye P35</u> Use Lily the frog puppet to teach the children how to wave bye and encourage the children to copy her. Obj: Use hand motions in response to familiar words.	<u>Poke And Squeeze P23</u> Make different farm animals using play dough. Obj: Develops control of small muscles for manipulation and exploration.	<u>Waving Goodbye P35</u> Use Lily the frog puppet to teach the children how to wave bye and encourage the children to copy her. Obj: Use hand motions in response to familiar words.	<u>Poke And Squeeze P23</u> Make different farm animals using play dough. Obj: Develops control of small muscles for manipulation and exploration.



*Crème de la Crème*  
Early Learning Centers of Excellence®  
**frogstreet**  
**Infant Program**



<b>Infant Class C: Themed Lesson # 11 Farm Animals Wk. 2</b>	<b>Date: June 18th - 22nd, 2018</b>
<b>Approach Towards Learning: Communication, Persistence, Attention, Curiosity</b>	<b>Parents as Partners: # 6 Singing is Joyful and More</b>
<b>English Vocabulary: cow, horse</b>	<b>Spanish Vocabulary: vaca, caballo</b>
<b>American Sign Language (ASL): cow, horse</b>	

LESSON COMPONENTS	Monday	Tuesday	Wednesday	Thursday	Friday
<b>Brain Start Way to Start the Day Lily Visits</b>	Unite: Sing: "Did You Feed My Cow?" (RB) Calm: Stretching Connect: This Little Cow (RB) Commit: Listening Ears	Unite: Sing: "Five Little Ponies" (RB) Calm: Stretching Connect: The Old Grey Mare (RB) Commit: Listening Ears	Unite: Sing: "The Purple Cow" (RB) Calm: Stretching Connect: Two Horses (RB) Commit: Listening Ears	Unite: Sing: "Ride A Little Horsie" (RB) Calm: Stretching Connect: Clippity Clop Commit: Listening Ears	Unite: Sing: "Did You Feed My Cow?" (RB) Calm: Stretching Connect: This Little Cow (RB) Commit: Listening Ears
<b>Language Development</b>	<u>Voice Vibrations L62</u> Make animal sounds in various tones of voice. Obj: Watches when others speak and then makes sounds themselves.	<u>Opposites L44</u> Sing a song of "Opposites" with the children. Talk about big and little farm animals. Obj: Begins to understand the rules of conversation.	<u>Voice Vibrations L62</u> Make animal sounds in various tones of voice. Obj: Watches when others speak and then makes sounds themselves.	<u>Opposites L44</u> Sing a song of "Opposites" with the children. Talk about big and little farm animals. Obj: Begins to understand the rules of conversation.	<u>Voice Vibrations L62</u> Make animal sounds in various tones of voice. Obj: Watches when others speak and then makes sounds themselves.



LESSON COMPONENTS	Monday	Tuesday	Wednesday	Thursday	Friday
<b>Cognitive Development</b>	How Does This Work? C64 Play with pop up farm animal pals. Teach them cow and horse in sign language. Obj: Uses senses to investigate the environment to discover what objects do.	Peppermint Playdough C56 Make different farm animals using playdough. Obj: Experiments with different uses for objects.	How Does This Work? C64 Play with pop up farm animal pals. Teach them cow and horse in sign language. Obj: Uses senses to investigate the environment to discover what objects do.	Peppermint Playdough C56 Make different farm animals using playdough. Obj: Experiments with different uses for objects.	How Does This Work? C64 Play with pop up farm animal pals. Teach them cow and horse in sign language. Obj: Uses senses to investigate the environment to discover what objects and people do.
<b>Social Emotional Development</b>	Be My Shadow SE42 Play "Be My Shadow, Be My Echo" (Games CD # 3) with the children. Obj: Begins to develop personal relationships with peers.	Be My Shadow SE42 Make different animal shadow puppets on the wall. Obj: Show interest and awareness of others.	Be My Shadow SE42 Play "Be My Shadow, Be My Echo" (Games CD # 3) with the children. Obj: Begins to develop personal relationships with peers.	Be My Shadow SE42 Make different animal shadow puppets on the wall. Obj: Shows interest and awareness of others.	Be My Shadow SE42 Play "Be My Shadow, Be My Echo" (Games CD # 3) with the children. Obj: Begins to develop personal relationships with peers.
<b>Physical Development</b>	Turn The Page P53 Read "Animals Talk" and other books about farm animals with the children. Obj: Turns pages of a book.	Pass The Farm Animal P47 Play "Puppy Dance" (Songs CD # 18) while the children sit in a circle and pass around different farm animals. Obj: Plays side by side with others.	Turn The Page P53 Read "Animals Talk" and other books about farm animals with the children. Obj: Turns pages of a book.	Pass The Farm Animal P47 Play "Puppy Dance" (Songs CD # 18) while the children sit in a circle and pass around different farm animals. Obj: Plays side by side with others.	Turn The Page P53 Read "Animals Talk" and other books about farm animals with the children. Obj: Turns pages of a book.



*Crème de la Crème*  
Early Learning Centers of Excellence®

**frogstreet** Infant Program



<b>Infant Class A: Themed Lesson # 11 Farm Animals wk. 3</b>	<b>Date: June 25th - 29th, 2018</b>
<b>Approach Towards Learning: Communication, Persistence, Attention, Curiosity</b>	<b>Parents as Partners: # 20 Encouraging Exploration</b>
<b>English Vocabulary: sheep, goat</b>	<b>Spanish Vocabulary: oveja, cabra</b>

**American Sign Language (ASL): sheep, goat**

LESSON COMPONENTS	Monday	Tuesday	Wednesday	Thursday	Friday
<b>Brain Start Way to Start the Day Lily Visits</b>	Unite: Sing: "If You're A Sheep" (RB) Calm: Whispering Connect: Little Bo Peep	Unite: Sing: "Mary Had A Little Lamb" (Games CD #4) Calm: Whispering Connect: Baa Baa Black Sheep	Unite: Sing: "Three Billy Goats Gruff" (RB) Calm: Whispering Connect: Mary Had A Little Goat" (RB)	Unite: Sing: "BINGO" (RB) Calm: Whispering Connect: Farm Animals (RB)	Unite: Sing: "If You're A Sheep" (RB) Calm: Whispering Connect: Little Bo Peep (RB)

LESSON COMPONENTS	Monday	Tuesday	Wednesday	Thursday	Friday
<b>Language Development</b>	Begin With A Whisper L8 Sing "Old MacDonald Had A Farm" in a whisper voice with the children. Obj: Responds to different tones of voice.	Ba-Ba-Ba-Ba L20 Sing "Baa Baa Black Sheep" with the children. Obj: Imitates sounds like "baa" when the teacher says "baa."	Begin With A Whisper L8 Sing "Old MacDonald Had A Farm" in a whisper voice with the children. Obj: Responds to different tones of voice.	Ba-Ba-Ba-Ba L20 Sing "Baa Baa Black Sheep" with the children. Obj: Imitates sounds like "baa" when the teacher says "baa."	Begin With A Whisper L8 Sing "Old MacDonald Had A Farm" in a whisper voice with the children. Obj: Responds to different tones of voice.
<b>Cognitive Development</b>	Textured Finger Paint C39 Art Project: Sponge Painting Farm Animals. Obj: Uses senses to investigate the environment to discover what objects and people do.	My Name C11 Say the child's name often throughout the day. Obj: Turns their head when a new person enters the room.	Textured Finger Paint C39 Art Project: Sponge Painting Farm Animals. Obj: Uses senses to investigate the environment to discover what objects and people do.	My Name C11 Say the child's name often throughout the day. Obj: Turns their head when a new person enters the room.	Textured Finger Paint C39 Art Project: Sponge Painting Farm Animals. Obj: Uses senses to investigate the environment to discover what objects and people do.
<b>Social Emotional Development</b>	Rock-A-Bye Baby SE8 Sing "Hush Little Baby" (Songs CD # 10) with the children. Obj: Shows social interaction with a smile and eye contact.	Help Me Stay Calm SE1 Ensure that the children have a peaceful environment. Obj: Begins to demonstrate healthy and safe habits.	Rock-A-Bye Baby SE8 Sing "Hush Little Baby" (Songs CD # 10) with the children. Obj: Shows social interaction with a smile and eye contact.	Help Me Stay Calm SE1 Ensure that the children have a peaceful environment. Obj: Begins to demonstrate healthy and safe habits.	Rock-A-Bye Baby SE8 Sing "Hush Little Baby" (Songs CD # 10) with the children. Obj: Shows social interaction with a smile and eye contact.
<b>Physical Development</b>	Animal Watch P14 Place the different animal wrist rattles on the child and encourage them to move. Obj: Shakes and wiggles arms and legs.	Beautiful Bubbles P10 Blow bubbles for the children while singing "I Have A Little Turtle." Obj: Looks at and follows faces and objects with eyes.	Animal Watch P14 Place the different animal wrist rattles on the child and encourage them to move. Obj: Shakes and wiggles arms and legs.	Beautiful Bubbles P10 Blow bubbles for the children while singing "I Have A Little Turtle." Obj: Looks at and follows faces and objects with eyes.	Animal Watch P14 Place the different animal wrist rattles on the child and encourage them to move. Obj: Shakes and wiggles arms and legs.



**Crème de la Crème**  
Early Learning Centers of Excellence

**frogstreet** Infant Program




<b>Infant Class B: Themed Lesson # 11 Farm Animals wk. 3</b>	<b>Date: June 25th - 29th, 2018</b>
<b>Approach Towards Learning: Communciation, Persistence, Attention, Curiosity</b>	<b>Parents as Partners: # 20 Encouraging Exploration</b>
<b>English Vocabulary: sheep, goat</b>	<b>Spanish Vocabulary: oveja, cabra</b>
<b>American Sign Language (ASL): sheep, goat</b>	


LESSON COMPONENTS	Monday	Tuesday	Wednesday	Thursday	Friday
<b>Brain Start Way to Start the Day Lily Visits</b>	Unite: Sing: "If You're a Sheep" (RB) Calm: Whispering Connect: Little Bo Peep Commit: Practice cleaning up	Unite: Sing: "Mary Had A Little Lamb" (Games CD # 4) Calm: Whispering Connect: Baa Baa Black Sheep Commit: Practice cleaning up	Unite: Sing: "Three Billy Goats Gruff" (RB) Calm: Whispering Connect: Mary Had A Little Goat" (RB) Commit: Practice cleaning up	Unite: Sing: "BINGO" (RB) Calm: Whispering Connect: Farm Animals (RB) Commit: Practice cleaning up	Unite: Sing: "If You're A Sheep" (RB) Calm: Whispering Connect: Little Bo Peep Commit: Practice cleaning up



LESSON COMPONENTS	Monday	Tuesday	Wednesday	Thursday	Friday
<b>Language Development</b>	<b>Baby Signs L27</b> Teach the children all the farm animals in sign language. Obj: Follows simple requests.	<b>Floor Covers L36</b> Place different farm animal photo cards on the floor and talk about each one. Obj: Points to pictures when named by the teacher.	<b>Baby Signs L27</b> Teach the children all the farm animals in sign language. Obj: Follows simple requests.	<b>Floor Covers L36</b> Place different farm animal photo cards on the floor and talk about each one. Obj: Points to pictures when named by the teacher.	<b>Baby Signs L27</b> Teach the children all the farm animals in sign language. Obj: Follows simple requests.
<b>Cognitive Development</b>	<b>Mimicking Games C24</b> Play the animal sounds game using the farm animal puppets with the children. Obj: Coos, giggles and laughs when the teacher plays games with them.	<b>Take A Closer Look C40</b> Encourage the children to take a closer look at different farm animals through a magnifying glass. Obj: Looks closely at small objects.	<b>Mimicking Games C24</b> Play the animal sounds game using the farm animal puppets with the children. Obj: Coos, giggles and laughs when the teacher plays games with them.	<b>Take A Closer Look C40</b> Encourage the children to take a closer look at different farm animals through a magnifying glass. Obj: Looks closely at small objects.	<b>Mimicking Games C24</b> Play the animal sounds game using the farm animal puppets with the children. Obj: Coos, giggles and laughs when the teacher plays games with them.
<b>Social Emotional Development</b>	<b>Photo Cards SE32</b> Show the children photo cards of farm animals. Look for the sheep and the goat. Obj: Understands that pictures can represent real things in the environment.	<b>Snuggle, Snuggle SE30</b> Play "Snuggles" (Games CD # 9) with the children. Tell them how much you love them throughout the day. Obj: Shows affection.	<b>Photo Cards SE32</b> Show the children photo cards of farm animals. Look for the sheep and the goat. Obj: Understands that pictures can represent real things in the environment.	<b>Snuggle, Snuggle SE30</b> Play "Snuggles" (Games CD # 9) with the children. Tell them how much you love them throughout the day. Obj: Shows affection.	<b>Photo Cards SE32</b> Show the children photo cards of farm animals. Look for the sheep and the goat. Obj: Understands that pictures can represent real things in the environment.
<b>Physical Development</b>	<b>Crawling Fun P21</b> Create an obstacle course for the children to crawl through. Obj: Moves body to achieve a goal.	<b>Bubble Stomp P40</b> Encourage the children to stomp on bubble wrap while singing "Pop The Bubbles." Obj: Moves body to achieve a goal.	<b>Crawling Fun P21</b> Create an obstacle course for the children to crawl through. Obj: Moves body to achieve a goal.	<b>Bubble Stomp P40</b> Encourage the children to stomp on bubble wrap while singing "Pop The Bubbles." Obj: Moves body to achieve a goal.	<b>Crawling Fun P21</b> Create an obstacle course for the children to crawl through. Obj: Moves body to achieve a goal.




**Crème de la Crème**  
Early Learning Centers of Excellence®  
**frogstreet** Infant Program



<b>Infant Class C: Themed Lesson # 11 Farm Animals Wk. 3</b>	<b>Date: June 25th - 29th, 2018</b>
<b>Approach Towards Learning: Communciation, Persistence, Attention, Curiosity</b>	<b>Parents as Partners: # 20 Encouraging Exploration</b>
<b>English Vocabulary: sheep, goat</b>	<b>Spanish Vocabulary: oveja, cabra, pollo, pato, rana, vaca, caballo</b>
<b>American Sign Language (ASL): sheep, goat</b>	

LESSON COMPONENTS	Monday	Tuesday	Wednesday	Thursday	Friday
-------------------	--------	---------	-----------	----------	--------

LESSON COMPONENTS	Monday	Tuesday	Wednesday	Thursday	Friday
<b>Brain Start Way to Start the Day Lily Visits</b>	Unite: Sing: "If You're A Sheep" (RB) Calm: Whispering Connect: Little Bo Peep Commit: Practice cleaning up	Unite: Sing: "Mary Had A Little Lamb" (RB) Calm: Whispering Connect: Baa Baa Black Sheep Commit: Practice cleaning up	Unite: Sing: "Three Billy Goats Gruff" (RB) Calm: Whispering Connect: Mary Had A Little Goat (RB) Commit: Practice cleaning up	Unite: Sing: "BINGO" (RB) Calm: Whispering Connect: Farm Animals (RB) Commit: Practice cleaning up	Unite: Sing: "If You're A Sheep" (RB) Calm: Whispering Connect: Little Bo Peep Commit: Practice cleaning up
<b>Language Development</b>	<b>Hola L64</b> Teach the children how to say pig, cow, horse, sheep, goat, chicken, duck and frog in Spanish. Obj: Listens with interest to the language of others.	<b>Photo Gallery L46</b> Look at different photo cards of farm animals. Teach them sheep and goat in ASL. Obj: Understands that pictures can represent real things in the environment.	<b>Hola L64</b> Teach the children how to say pig, cow, horse, sheep, goat, chicken, duck and frog in Spanish. Obj: Listens with interest to the language of others.	<b>Photo Gallery L46</b> Look at different photo cards of farm animals. Teach them sheep and goat in ASL. Obj: Understand that pictures can represent real things in the environment.	<b>Hola L64</b> Teach the children how to say pig, cow, horse, sheep, goat, duck, chicken and frog in Spanish. Obj: Listens with interest to the language of others.
<b>Cognitive Development</b>	<b>Writing Tools C60</b> Art project: Make a farm animal book. Color the sheep with crayons. Obj: Marks or scribbles on paper.	<b>Writing Tools C60</b> Art Project: Make a farm animal book. Color the cow with dot to dots. Obj: Marks or scribbles on paper.	<b>Writing Tools C60</b> Art Project: Make a farm animal book. Color the horse with markers. Obj: Marks or scribbles on paper.	<b>Writing Tools C60</b> Art Project: Make a farm animal book. Color the duck using a paint brush and yellow paint. Obj: Marks or scribbles on paper.	<b>Writing Tools C60</b> Art Project: Make a farm animal book. Color the chicken using chalk. Obj: Marks or scribbles on paper.
<b>Social Emotional Development</b>	<b>Peek-A-Boo Surprises SE56</b> Play peek a boo using the farm animal photo cards. Obj: Engages in positive relationships with teachers.	<b>Where Is Your Friend? SE41</b> Ask the child "Where are the other friends in the classroom?" Talk about all the friends in the class. Obj: Shows interest and awareness of others.	<b>Peek-A-Boo Surprises SE56</b> Play peek a boo using the farm animal photo cards with the children. Obj: Engages in positive relationships with teachers.	<b>Where Is Your Friend? SE41</b> Ask the child "Where are the other friends in the classroom?" Talk about all the friends in the class. Obj: Engages in positive relationships with teachers.	<b>Peek-A-Boo Surprises SE56</b> Play peek a boo using the farm animal photo cards with the children. Obj: Engages in positive relationships with teachers.
<b>Physical Development</b>	<b>Shadow Dancing P50</b> Dance around the room with the farm animal puppets. Obj: Develops control of large muscles for navigation and balance.	<b>Sweeping P51</b> Show the children how to use a broom and a dust pan. Encourage them to help clean up. Obj: Uses scoops with hands to pick up objects.	<b>Shadow Dancing P50</b> Dance around the room with the farm animal puppets. Obj: Develops control of large muscles for navigation and balance.	<b>Sweeping P51</b> Show the children how to use a broom and a dust pan. Encourage them to help clean up. Obj: Uses scoops with hands to pick up objects.	<b>Shadow Dancing P50</b> Dance around the room with the farm animal puppets. Obj: Develops control of large muscles for navigation and balance.




*Crème de la Crème*  
Early Learning Centers of Excellence®  
**frogstreet** Infant Program



<b>Infant Class A: Themed Lesson # 11 Farm Animals Wk. 4</b>	<b>Date: July 2nd - 6th, 2018</b>
<b>Approach Towards Learning: Communication, Persistence, Attention, Curiosity</b>	<b>Parents as Partners: # 7 Helping Your Baby Make Transitions</b>
<b>English Vocabulary: chicken, duck, frog</b>	<b>Spanish Vocabulary: pollo, pato, rana</b>

LESSON COMPONENTS	Monday	Tuesday	Wednesday	Thursday	Friday
American Sign Language (ASL): <i>chicken, duck, frog</i>					
LESSON COMPONENTS	Monday	Tuesday	Wednesday	Thursday	Friday
<b>Brain Start Way to Start the Day Lily Visits</b>	Unite: Sing: "Five Little Ducks" (RB) Calm: Breathing Connect: "If You're A Duck" (RB)	Unite: Sing: "Little Red Hen" (RB) Calm: Breathing Connect: "Little Red Hen & Her Lazy Friends" (RB)	Unite: Sing: "This Little Chick" (RB) Calm: Breathing Connect: "Little Chicks" (RB)	Unite: Sing: "Five Green & Speckled Frogs" Calm: Breathing Connect: "Little Green Frog"	Unite: Sing: "Over In The Barnyard" (RB) Calm: Breathing Connect: "Two Little Blackbirds" p. 74
<b>Language Development</b>	<b>Animals Talk L3</b> Read "Animals Talk" with the children. Talk about all the different sounds they make. Obj: Looks at pictures in a book.	<b>Sing To Baby L2</b> Sing "Old MacDonald Had A Farm" (Songs CD # 1) with the children. Obj: Enjoys the teacher singing to them.	<b>Animals Talk L3</b> Read "Animals Talk" with the children. Talk about all the different sounds they make. Obj: Looks at pictures in a book.	<b>Sing To Baby L2</b> Sing "Old MacDonald Had A Farm" (songs CD # 1) with the children. Obj: Enjoys the teacher singing to them.	<b>Animals Talk L3</b> Read "Animals Talk" with the children. Talk about all the different sounds they make. Obj: Looks at pictures in a book.
<b>Cognitive Development</b>	<b>This Is Lily C14</b> Use Lily the frog to teach the children about frogs and the sounds they make. Obj: Reaches out to touch objects.	<b>Tickle &amp; Touch C15</b> Play feather tickle with the children and talk about the farm animals that have feathers. Obj: Coos & laughs when the teacher plays with them.	<b>This Is Lily C14</b> Use Lily the frog to teach the children about frogs and the sounds they make. Obj: Reaches out to touch objects.	<b>Tickle &amp; Touch C15</b> Play feather tickle with the children and talk about the farm animals that have feathers. Obj: Coos & laughs when the teacher plays with them.	<b>This Is Lily C14</b> Use Lily the frog to teach the children about frogs and the sounds they make. Obj: Reaches out to touch objects.
<b>Social Emotional Development</b>	<b>Hug Me SE4</b> Play "Hug Me" with the children. Obj: Responds with smiles and cooing when picked up by the teacher.	<b>Snuggles SE6</b> Play "Snuggles" (Games CD # 9) with the children. Obj: Shows social interaction with a smile and eye contact.	<b>Hug Me SE4</b> Play "Hug Me" with the children. Obj: Responds with smiles and cooing when picked up by the teacher.	<b>Snuggles SE6</b> Play "Snuggles" (Games CD # 9) with the children. Obj: Shows social interaction with a smile and eye contact.	<b>Hug Me SE4</b> Play "Hug Me" with the children. Obj: Responds with smiles and cooing when picked up by the teacher.
<b>Physical Development</b>	<b>Scooting P19</b> Place different farm animals in front of the child and encourage them to get it. Obj: Scoots forward or backward.	<b>Reach For It P15</b> Hold different farm animal puppets in front of the children and encourage them to grab it. Obj: Grabs at things with a purpose.	<b>Scooting P19</b> Place different farm animals in front of the child and encourage them to get it. Obj: Scoots forward or backward.	<b>Reach For It P15</b> Hold different farm animal puppets in front of the children and encourage them to grab it. Obj: Grabs at things with a purpose.	<b>Scooting P19</b> Place different farm animals in front of the child and encourage them to get it. Obj: Scoots forward or backward.



LESSON COMPONENTS	Monday	Tuesday	Wednesday	Thursday	Friday
Approach Towards Learning: Communication, Persistence, Attention, Curiosity			Parents as Partners: # 21 Being Fully Present		
English Vocabulary: chicken, duck, frog			Spanish Vocabulary: pollo, pato, rana		
American Sign Language (ASL): <i>chicken, duck, frog</i>					
LESSON COMPONENTS	Monday	Tuesday	Wednesday	Thursday	Friday
<b>Brain Start Way to Start the Day Lily Visits</b>	Unite: Sing: "Five Little Ducks" Calm: Breathing Connect: If You're A Duck (RB) Commit: Soft Hands	Unite: Sing: "Little Red Hen" (RB) Calm: Breathing Connect: Little Red Hen & Her Lazy Friends (RB) Commit: Soft Hands	Unite: Sing: "This Little Chick" (RB) Calm: Breathing Connect: Little Chicks (RB) Commit: Soft Hands	Unite: Sing: "Five Green & Speckled Frogs" (RB) Calm: Breathing Connect: Little Green Frog Commit: Soft Hands	Unite: Sing: "Over In The Barnyard" (RB) Calm: Breathing Connect: Two Little Blackbirds (RB) Commit: Soft Hands
<b>Language Development</b>	<u>Where Is Lily? C26</u> Use Lily the frog puppet to teach the children about frogs and the sounds they make. Obj: Enjoys playing with language like sounds.	<u>Dora's Ducks L43</u> Read "Dora's Ducks" with the children. Teach the children duck in sign language. Obj: Enjoys being read to and exploring books.	<u>Where Is Lily? C26</u> Use Lily the frog puppet to teach the children about frogs and the sounds they make. Obj: Enjoys playing with language like sounds.	<u>Dora's Ducks L43</u> Read "Dora's Ducks" with the children. Teach them duck in sign language. Obj: Enjoys being read to and exploring books.	<u>Where Is Lily? C26</u> Use Lily the frog puppet to teach the children about frogs and the sounds they make. Obj: Enjoys playing with language like sounds.
<b>Cognitive Development</b>	<u>Writing Tools C60</u> Art Project: Make a farm animal book. Color the sheep with crayons. Obj: Marks or scribbles on paper.	<u>Writing Tools C60</u> Art Project: Make a farm animal book. Color the cow with dot to dots. Obj: Marks or scribbles on paper.	<u>Writing Tools C60</u> Art Project: Make a farm animal book. Color the horse with markers. Obj: Marks or scribbles on paper.	<u>Writing Tools C60</u> Art Project: Make a farm animal book. Color the duck using a paintbrush and yellow paint. Obj: Marks or scribbles on paper	<u>Writing Tools C60</u> Art Project: Make a farm animal book. Color the chicken using chalk. Obj: Marks or scribbles on paper.
<b>Social Emotional Development</b>	<u>Hugs SE26</u> Use Lily the frog puppet to teach the children how to give hugs. Tell them how much you love them throughout the day. Obj: Shows affection.	<u>Nose Rubs SE24</u> Teach the children how to rub noses with you. Talk about different animal noses. Obj: Moves body to achieve a goal.	<u>Hugs SE26</u> Use Lily the frog puppet to teach the children how to give hugs. Tell them how much you love them throughout the day. Obj: Shows affection.	<u>Nose Rubs SE24</u> Teach the children how to rub noses with you. Talk about different animal noses. Obj: Moves body to achieve a goal.	<u>Hugs SE26</u> Use Lily the frog puppet to teach the children how to give hugs. Tell them how much you love them throughout the day. Obj: Shows affection.
<b>Physical Development</b>	<u>Scarf Play P29</u> Hide different farm animals under a scarf and encourage the children to find them. Obj: Grabs at things with a purpose.	<u>Tunnels P25</u> Practice crawling through the tunnels. Talk about all the different animals that make tunnels. Obj: Crawls on hands and knees.	<u>Scarf Play P29</u> Hide different farm animals under a scarf and encourage the children to find them. Obj: Grabs at things with a purpose.	<u>Tunnels P25</u> Practice crawling through the tunnels. Talk about all the different animals that make tunnels. Obj: Crawls on hands and knees.	<u>Scarf Play P29</u> Hide different farm animals under a scarf and encourage the children to find them. Obj: Grabs at things with a purpose.

<b>LESSON COMPONENTS</b>	<b>Monday</b>	<b>Tuesday</b>	<b>Wednesday</b>	<b>Thursday</b>	<b>Friday</b>
--------------------------	---------------	----------------	------------------	-----------------	---------------



*Crème de la Crème*  
Early Learning Centers of Excellence®

**frogstreet** Infant Program



<b>Infant Class C: Themed Lesson # 11 Farm Animals wk. 4</b>	<b>Date: July 2nd - 6th, 2018</b>
<b>Approach Towards Learning: Communication, Persistence, Attention, Curiosity</b>	<b>Parents as Partners: # 21 Being Fully Present</b>
<b>English Vocabulary: chicken, duck, frog</b>	<b>Spanish Vocabulary: pollo, pato, rana</b>
<b>American Sign Language (ASL): chicken, duck, frog</b>	

<b>LESSON COMPONENTS</b>	<b>Monday</b>	<b>Tuesday</b>	<b>Wednesday</b>	<b>Thursday</b>	<b>Friday</b>
<b>Brain Start Way to Start the Day Lily Visits</b>	Unite: Sing: "Five Little Ducks" (RB) Calm: Breathing Connect: If You're A Duck Commit: Soft Hands	Unite: Sing: "The Little Red Hen" (RB) Calm: Breathing Connect: Little Red Hen & Her Lazy Friends (RB) Commit: Soft Hands	Unite: Sing: "This Little Chick" (RB) Calm: Breathing Connect: Little Chicks (RB) Commit: Soft Hands	Unite: Sing: "Five Green & Speckled Frogs" Calm: Breathing Connect: Little Green Frog Commit: Soft Hands	Unite: Sing: "Over In The Barnyard" (RB) Calm: Breathing Connect: Two Little Blackbirds (RB) p. 74 Commit: Soft Hands
<b>Language Development</b>	<u>Dora's Ducks L43</u> Read "Dora's Ducks" with the children. Talk about the sounds ducks make. Obj: Participates in activities or songs that require listening.	<u>Moving &amp; Learning L55</u> Play "Hungry Birds" with the children. Talk about the different farm animals that have feathers. Obj: Moves their body or makes sounds during songs.	<u>Dora's Ducks L43</u> Read "Dora's Ducks" with the children. Talk about the sounds ducks make. Obj: Participates in activities or songs that require listening.	<u>Moving &amp; Learning L55</u> Play "Hungry Birds" with the children. Talk about the different farm animals that have feathers. Obj: Moves their body or makes sounds during songs.	<u>Dora's Ducks L43</u> Read "Dora's Ducks" with the children. Talk about the sounds ducks make. Obj: Participates in activities or songs that require listening.
<b>Cognitive Development</b>	<u>Where Is Lily? C26</u> Use Lily the frog puppet to teach the children about frogs and the sounds they make. Obj: Enjoys playing with language like sounds.	<u>Imagination In A Box C66</u> Provide a cardboard box and farm animals for the children to play with. Pretend it is a barn and talk about all the animals that live there. Obj: Uses their imagination in pretend play.	<u>Where Is Lily? C26</u> Use Lily the frog puppet to teach the children about frogs and the sounds they make. Obj: Enjoys playing with language like sounds.	<u>Imagination In A Box C66</u> Provide a cardboard box for the children to play with. Pretend it is a barn and talk about all the animals that live there. Obj: Uses their imagination in pretend play.	<u>Where Is Lily? C26</u> Use Lily the frog puppet to teach the children about frogs and the sounds they make. Obj: Enjoys playing with language like sounds.
<b>Social Emotional Development</b>	<u>Breathe In, Blow Out SE59</u> Teach the children how to take a deep breath. Practice blowing bubbles. Obj: Shows ability to cope with stress.	<u>Celebrating Me SE44</u> Teach the children how to celebrate their successes by clapping their hands. Obj: Enjoys praise and clapping to celebrate their accomplishments.	<u>Breathe In, Blow Out SE59</u> Teach the children how to take a deep breath. Practice blowing bubbles. Obj: Shows ability to cope with stress.	<u>Celebrating Me SE44</u> Teach the children how to celebrate their successes by clapping their hands. Obj: Enjoys praise and clapping to celebrate their accomplishments.	<u>Breathe In, Blow Out SE59</u> Teach the children how to take a deep breath. Practice blowing bubbles. Obj: Shows ability to cope with stress.

LESSON COMPONENTS	Monday	Tuesday	Wednesday	Thursday	Friday
Physical Development	<p>Cat And Mouse (RB)</p> <p>Play "Cat and Mouse" (RB p. 75) with the children.</p> <p>Obj: Follows simple requests.</p>	<p>Bubble Chasers P56</p> <p>Blow bubbles outside with the children while singing "I Have A Little Turtle."</p> <p>Obj: Moves from one position to another while coordinating body movements.</p>	<p>Cat And Mouse (RB)</p> <p>Play "Cat and Mouse" (RB p. 75) with the children.</p> <p>Obj: Follows simple requests.</p>	<p>Bubble Chasers P56</p> <p>Blow bubbles outside with the children while singing "I Have A Little Turtle."</p> <p>Obj: Moves from one position to another while coordinating body movements.</p>	<p>Cat And Mouse (RB)</p> <p>Play "Cat and Mouse" (RB p. 75) with the children.</p> <p>Obj: Follows simple requests.</p>