



<b>Infant Class: Farm Animals</b>	<b>Date: August 6th- August 10th 2018</b>
<b>Approach towards Learning: Investigate, Language, Listens</b>	<b>Parent Letters: Parent Letter</b>
<b>English Vocabulary: Puppet, Goldfish</b>	<b>Spanish Vocabulary: Marioneta, Pez Dorado.</b>
<b>American Sign Language (ASL): Eat, Drink.</b>	

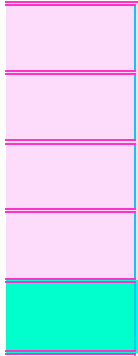
<b>LESSON COMPONENTS</b>	<b>Monday</b>	<b>Tuesday</b>	<b>Wednesday</b>	<b>Thursday</b>	<b>Friday</b>
<b>Brain Start Way to Start the Day</b>	Unite : skidamarink Calm : Soft wods. Connect : Sing A,B,C Photo : Puppet Book : Merry-Go-Round.	Unite : Good Morning To You Calm : Open, Shut Them Connect : Rock each baby in your arms. Water Play : With boats Sign : Eat.	Unite : White Coral Bells Calm : Shake a Rattle Connect : Count And Touch Fingers. Photo Cards : Gold Fish Art : Finger paint a Car Book : Families.	Unite : Jeepers Peepers. Calm : smiling at baby Connect : Use Lily to Welcome everyone to class Sign : Drink Art Project : Wagongs.	Unite : One Potato, Two Potato. Calm : Open and Shut Them Connect : I Wiggle my fingers.
<b>Language Development</b>	Rhyme Time 0-3 Recite one of your favorite Nursery Rhymes. Objective : Smiles when spoken to.	Outdoor Outing. 0-3 Hold a baby in your arms and take her outdoors on a sunny day. Objective : Responds to caregivers body language and deirection.	Music, Music, Music Play music for babies during floor time. Objective : Moves body or makes sounds during familiar sings, fingerplay, rhymes.	Jack and Jill 12-18 Discuss the cover of the Jack and Jill board book. Read the title. Read the story. Objective : Recognizes a favorite book by its cover.	Point of View Get down in the floor and crawl with little ones. Objective : Respond to caregivers talk babbling.
<b>Cognitive Development</b>	One, Two, Three 6-12 Use the counting sequence "One, Two, Three" often. Objective : Imitates adult action.	Jingle Jingle 0-3 Place a baby on the floor and put scunchie around her ankle. Objective : Uses senses to investigate ho things work.	Cause And Effect Sit on the floor with a baby and experiment with toys such as rattles, squeeze toys. Objective : Experiments with different uses for objects.	Ring, Beep, Blink 6-12 Invite children to play with toys that make sounds or light Objective : Plays with object that makes sounds.	Little Monkeys 6-12 teach children the finger play. Act out the rhyme "Three Monkeys" Objective : Uses words such as big, little, and one, two, three.
<b>Social Emotional Development</b>	Snuggle Snuggle 6-12 Sit a baby in your lap facing you or hold a baby to your chest. Follow the actions in the song. Objective : Shows affection (hugs and kisses).	Name Game Say a babys name with all its rhyming variations in the name games. Objective ; Listens with interest to the language of others.	Safety Always 12-18 Remind children several timeseach day that they are safe in the classroom with you Objective : Begins to demonstrate healthy and safe habits.	Mirror, Mirror 3-6 Sit with a bay in your lap facing a mirror. Objective : Looks at or smiles at themselves in the mirror.	Name that Emotion Talk with little ones during the day about their emotions to help them, identify them. Objective : Shows ability to cope with stress.
<b>Physical Development</b>	Hand-To-Knee Stretch 3-6 Follow the direction in the adapted arms and legs.	Turn The Page 12-18 Sit with little ones and help them tuern the pages of board Books. Objective : Turns pages or a book.	Ball Kick 12-18 Have babies lie on their back and kick at the ball with their feet.	Move and Learn 12-18 Encourage little ones to follow lyrics. Teach the movements before introducing the music. Objective : Moves body to achive a goal.	Here Comes The Air Plane When feeding a baby play " Here Comes The Air Plane" Objective : Looks at and follows faces and objects with eyes.



<b>Infant Class:Voice Vibrations</b>	<b>Date: August 13th-17th 2018</b>
<b>Approach Towars Learning: Recognize, Achivement, Communicate.</b>	<b>Parent Letters: Parent Letter</b>
<b>English Vocabulary: Strawbwrry, Orange</b>	<b>Spanish Vocabulary: Fresa, Naranja</b>
<b>American Sign Language (ASL): Sleep, Thankyou.</b>	

<b>LESSON COMPONENTS</b>	<b>Monday</b>	<b>Tuesday</b>	<b>Wednesday</b>	<b>Thursday</b>	<b>Friday</b>
<b>Brain Start Way to Start the Day</b>	Where is Thumbkink Calm : Toe to Ear Stretch Connect : Count Toe and Fingers. Book : Things that Go Sign : Sleep.	Unite : You Are My Sunshine Calm : Soft Words Connect : Twinkle Twinkle Little Star Project : Print Airplanes.	Unite : Itsy Bitsy Spider Calm : Waving at Lily Connect : Open, Shut Them Photo Card : Strawberry.	Good Morning To you Calm : smiling at a baby Connect : Play with bubble Book : Little Boy blue Art Project : Train	Unit : I Can, You can Calm : Shake a rattle Connect : Clap our hand Photo Card : Oranges Book : Merry Go Round Sign : Thank you.
<b>Language Development</b>	Whats This? 3-6 Hand a baby an item to hold and explore while you are changing babys diaper. Objective : Respond to caregiver's talk by babbling.	Hands 12-18 Talk with little ones about things their hands can do. Read the Hands Board Objective : Imitates body language/sound during familiar songs, rhymes.	Action Words Game 12-18 Name an action, demonstrate it and encorage the child to copy your action. Objective : Uses one or two words to communicate.	Begin with a whisper 3-18 Sing short song as "Row,Row,Row Your Boat" in a wisper. Objective : Respond to different tones of voice.	Babble And Coo When babies babble and respond back by babblin cooing or nursing a lang response Objective : Take turns w who is talking to them.
<b>Cognitive Development</b>	Writing Tools 12-18 Give Little ones crayons, markers and paper, as they explore each tool. Objective : Coordinates hand and body movements.	This is Lily 3-6 Introduce Lily the puppet to a baby or use your voice for Lily to say "Hello" Objective : Reaches out to touch objets.	Tunnel Fun 6-12 Place a toy at one end of the tunnel to motivate little one to crawl through the tunnel Objective : Crawl into, around and over obstacles.	I I See Yellow 3-6 Place shades of yellow in the pocket cube an place it within a babys view. Objective : Notices size, shape, and color of objects.	This is Lily Introduce Lily the puppe or use your voice for lily "Hello" Objective : Enjoys playin the puppet.
<b>Social Emotional Development</b>	Dance With Me 6-12 Play "Puppy Dance" frog street baby songs CD. Invite walkers to dance with you. Objective : Shows interest and awareness of others.	Hug Me 0-3 find times throughout the day to give all the infants the gift of gentle and loving touches. Objective : Responds with smiles and cooing when pick up by caregiver.	Toe Wiggle 12-18 Have everyone take off their shoes and sock and wiggle their toes Objective : points to and names bodyparts on themselves and others.	Yes and No 6-12 Sing a song about Yes and No. Use the appropriate head movement objective : Understand what "No" and "Yes" means.	Row Your Boat Sit on the floor with a ba song in a cheery voice w rocking from side to side Enjoys an adults singing

LESSON COMPONENTS	Monday	Tuesday	Wednesday	Thursday	Friday
Physical Development	<p>Jack-In-The-Box 12-18            Show children a Jack-In-The-Box and photo activity card #9            Objective : Plays side by side with others.</p>	<p>Shake, Shake, Shake 6-12            Give babies rattles and bells to shake while you play.            Objective : Sits and uses hands.</p>	<p>Bicycle 0-3            Hold on to both of baby's hands and lift gently to encourage baby to stand on your lap.            Objective : Moves body to achieve a goal.</p>	<p>Waving Good Bye            Holding Lily the puppet wave to a baby and then encourage the baby to wave back at Lily.            Objective : Uses hand motions/body movements in response to familiar words.</p>	<p>Baby's Hokey Pokey            Play "Baby's Hokey Pokey" street baby games CD. Follow directions in the lyrics.            Objective : Moves body to</p>



is to a song


0-3  
I coo,  
g and  
uage

ith caregiver


3-6  
t to a baby  
to say

g and seen

by. Sing this  
hile gently  
a. Objective :  
l-



ay" frog  
ollow the  
to achive a



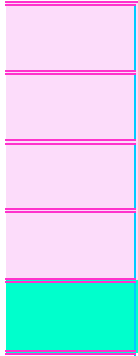
<b>Infant Class:Voice Vibrations</b>	<b>Date: August 20th-24th 2018</b>
<b>Approach Towards Learning: Strategies, Co-ordinates, Language</b>	<b>Parents as Partners: Parent Letter</b>
<b>English Vocabulary: Hat, Apple</b>	<b>Spanish Vocabulary: Sombrero, Manzana</b>
<b>American Sign Language (ASL): Mom, More.</b>	

<b>LESSON COMPONENTS</b>	<b>Monday</b>	<b>Tuesday</b>	<b>Wednesday</b>	<b>Thursday</b>	<b>Friday</b>
<b>Brain Start Way to Start the Day</b>	Unite : Good Morning To You Calm : Toe To Ear Stretch Connect : Twinkle Twinkle little start Game : One potato, two potato Book : Animals talk.	Unite : Good Morning To You Calm : Use Lily to welcome babys. Connect : Count Fingers Water Play Sign : Mom	Unite : puppy Dance Calm : Shake Rattle Connect : Sing a song with Lily Book : Pets Art Project : paint a Boat.	Unite : You Are My Sunshine Calm : Waving at Lily Connect : Clap our hands Sign : More Photo Card : Apple	Unite : Old Mac Donald Calm : Streaching arms connect : Read a book Art project : Ships
<b>Language Development</b>	Outdoor Outing 0-3 Hold a baby in your arms and take her outdoors on a sunny day. Objective : Respond to caregivers baby language and direction.	Color Me Happy 12-18 Give Little ones chunky crayons and drawing pape. Encorage them to move a crayon on the paper Objective : Mark's or scribbles on paper.	Is That Me 3-6 Record a baby's babbling and cooing and then play the recording back to the baby. Objective : Attends to language spoken around them	It's For You 12-18 Use a phone or play phone. Answer the phone as you sit next to a baby. Say "Hello" it's you for you. Objective : Uses language or language like sounds.	<i>Sing To Baby</i> <i>Sing one of your favorite baby or choose a song f street baby songs.</i> Objective : Smiles when
<b>Cognitive Development</b>	Writing Toolds 12-18 Give little ones crayons, chalk, pencils, markers and paper as they explore each tool. Objective : Uses tools to solve problems.	How Does This Work? 12-18 Demonstrate the couse of each items effect and teach the associated vocabulary such as wind, turn On. Objective : How things work and how things happen.	Squabble Support 12-18 Offer support when children get into squabble. Help them think of solutions Objective : Shows imagination creativity and uses a variety of strategies to solve problems	Stacking Blocks 12-18 On the floor, build with a baby. Stack three blocks Objective : Stacks blocks or objects.	Change It Up Make small changes to a typical environment. Objective : pays attentio exhibits curiosity in peo objects.
<b>Social Emotional Development</b>	I Love You 6-12 Throughout the day, tell babies how much you love them. Objective : allows a trusted adult to help calm them with words and touch.	Ride a Little Horse 3-6 Baby on your legs facing you. Bounce your legs up and down. Objective : Imitates familiar adults body language and sounds.	It Takes Two 12-18 Sit with children across from one another and have them roll the ball back and forth to each other. Objective : Plays side by side with others.	Nose Rubs 6-12 Teach a baby how to rub noses with you. Objective : Moves body to achieve a goal.	This Little Piggy "This little piggy" using l as pigs. Objective : Listen with ir language of others.

LESSON COMPONENTS	Monday	Tuesday	Wednesday	Thursday	Friday
Physical Development	<p>This Is My Nose 12-18            point to the nose on photo activity card. Ask a baby to point to his/her nose and then to caregiver nose.            Objective : Points to something they recognize.</p>	<p>Fill and Dump 12-18            During Play time, invite children to fill containers, buckets, purses or bags objective :            Coordinates hands and body movements.</p>	<p>Lunch Bunch 12-18            Sit with children while they eat lunch. Encourage them to pick up finger foods from their plates.            Objective : Begins to develop self skills.</p>	<p>Follow The Ball 0-3            Place a baby on the floor on baby tummy. Roll a small ball slowly in front of the baby Objective :            Looks at and follows faces and objects with eyes.</p>	<p>Learning To Walk            Play walking my baby (home street baby CD)            Objective : Walk on own increasing speed.</p>



Lily



and legs

0-3  
songs to a  
from the frog  
spoken to.


3-6  
baby's  
n and  
ple and

3-6  
baby's toes  
interest to





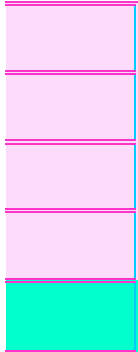
6-12  
me (frog  
with



<b>Infant Class: Voice Vibrations</b>	<b>Date: August 27th- August 31st 2018</b>
<b>Approach Towards Learning: Respond, Language, Listens.</b>	<b>Parents as Partners: Parent Letter</b>
<b>English Vocabulary: Bubbles, Butterfly.</b>	<b>Spanish Vocabulary: Burbujas, Mariposa.</b>
<b>American Sign Language (ASL): Please, Thankyou.</b>	

<b>LESSON COMPONENTS</b>	<b>Monday</b>	<b>Tuesday</b>	<b>Wednesday</b>	<b>Thursday</b>	<b>Friday</b>
<b>Brain Start Way to Start the Day</b>	Unite : Ram, Sam, Sam, Sam Calm : Open and Shut Them Connect : Twinkle Twinkle little start 5 Little Monkeys Book :	Unite : Mary Had A Little Lamb Calm : Sing a Song Connect : Thank You Art Project : Finger Paint	Unite : The more We Get Together Calm : Shake Rattle Connect : Sing a song Book : butterfly	Unite : I Can, Can you? Calm : Waving at Lily Connect : Clap our hands Sign : Please Photo Card : Bubbles	Unite : You Are My Sun Calm : Roll your Hands connect : Read a book
<b>Language Development</b>	Mariposa 12-18 Teach children to say "Butterfly" in different languages. Objective : Listens with interest to the language of others.	Much To Say Select an interesting toy from the toy box. Sit with baby and discuss the toy in detail. Objective : Responds to caregivers talk by babbling.	Sing To Baby 0-3 Sing one of your favorite songs to a baby or choose a song from the frog street baby songs. Objective : Smiles when spoken to.	Ring around the Rosie's Demonstrate hot to gently hold a friends hand and play "Ring around the Rosie's".	Is That Me? Record a baby babbling Then play the recording baby. Listens with interest to others.
<b>Cognitive Development</b>	Stacking Blocks 12-18 On the floor, build with a baby. Stack three blocks Objective : Stacks blocks or objects.	One, Two, Three 6-12 Use the counting sequence One, Two, Three" often. Objective : Imitates adult actions.	Change It Up 3-6 Make small changes to a baby's typical environment. Objective : pays attention and exhibits curiosity in people and objects.	I Remember 12-18 Read the book. Ask the child to point to things in the book. Objective : Recognizes familiar people, place and things.	Smile Smile often at little ones Objective : Smiles in rec familiar caregiver.
<b>Social Emotional Development</b>	This Little Piggy 3-6 "This little piggy" using baby's toes as pigs. Objective : Listen with interest to language of others.	Nose Rubs 6-12 Teach a baby how to rub noses with you. Objective : Moves body to achieve a goal.	I Love You 6-12 Throughout the day tell babies how much you love them. Objective : Engages in positive relationship and interactions with others.	Faces 6-12 Read the board book faces. Objective : Enjoys being read to and exploring books.	I'm Coming Call the name of the child crying and let her/him know coming. Objective : Stops crying when comforted by family caregiver.

LESSON COMPONENTS	Monday	Tuesday	Wednesday	Thursday	Friday
Physical Development	Learning To Walk 6-12 Play walking my baby home (frog street baby CD) Objective : Walk on own with increasing speed.	Ball Kick 12-18 Have babies lie on their back and kick at the ball with their feet.	Bubbles Up 6-12 Blow bubbles and have children jump up to reach them. Objective : Shows imagination creativity, and movement.	Turn The Page 12-18 Sit with Little ones and help them turn the pages of board books. Objective : Turns pages or a book.	Roll over Place a baby on the floor him roll from his tummy showing him hoe to pusl hand.



hine

3-6  
and cooing.  
back to  
Objective :  
anguage of

0-3  
ognition of

0-3  
d who is  
ow you are  
and calms  
liar



0-3

r and help  
to back by  
h with one