


Infant Class B: (6 - 12 months) Focus: Bugs			Date: October 1 - 5, 2018		Week: 1
Approach Towards Learning: Communication, Persistence, Attention, Curiosity			Parents as Partners: # 5 Respecting Your Baby's Active Senses		
English Vocabulary: nose, bugs			Spanish Vocabulary: nariz, insectos		
American Sign Language (ASL): nose					
LESSON COMPONENTS	Monday	Tuesday	Wednesday	Thursday	Friday
Brain Start Way to Start the Day	Unite: Sing: "Itsy Bitsy Spider." (Songs CD # 21) Calm: Laughing Connect: Caterpillar p. 69 Commit: Follow Directions	Unite: Sing: "Itsy Bitsy Spider." (Songs CD # 21) Calm: Laughing Connect: Caterpillar p. 69 Commit: Follow Directions	Unite: Sing: "Itsy Bitsy Spider." (Songs CD # 21) Calm: Laughing Connect: Caterpillar p. 69 Commit: Follow Directions	Unite: Sing: "Itsy Bitsy Spider." (songs CD # 21) Calm: Laughing Connect: Caterpillar p. 69 Commit: Follow Directions	Unite: Sing: "Itsy Bitsy Spider." (Songs CD # 21) Calm: Laughing Connect; Caterpillar p. 69 Commit: Follow Directions
Language Development	Point Of View L33 Crawl with the babies and find different toys. Obj: Tries to name familiar objects.	Photos L30 Talk with the children about pictures of bugs. Obj: Understand that photos can represent real things in the environment.	Point Of View L33 Crawl with the babies and find different toys. Obj: Tries to name familiar objects.	Photos L30 Talk with the children about pictures of bugs. Obj: Understand that photos can represent real things in the environment.	Point Of View L33 Crawl with the babies and find different toys. Obj: Tries to name familiar objects.
Cognitive Development	Tunnel Fun C31 Play with the children in the tunnel. Obj: Crawls into, around and over obstacles.	Shake It Out C27 Allow the children to shake the toys out of the box. Obj: Uses senses to investigate environment to discover what objects do.	Tunnel Fun C31 Play with the children in the tunnel. Obj: Crawls into, around and over obstacles.	Shake It Out C27 Allow the children to shake the toys out of the box. Obj: Uses senses to investigate environment to discover what objects do.	Tunnel Fun C31 Play with the children in the tunnel. Obj: Crawls into, around and over obstacles.
Social Emotional Development	I Can Do It SE21 Teach the children calming techniques. Obj: Begins to demonstrate healthy and safe habits.	Nose Rubs SE24 Teach the children how to rub noses with you. Obj: Moves body to achieve goal.	I Can Do It SE21 Teach the children calming techniques. Obj: Begins to demonstrate healthy and safe habits.	Nose Rubs SE24 Teach the children how to rub noses with you. Obj: Moves body to achieve goal.	I Can Do It SE21 Teach the children calming techniques. Obj: Begins to demonstrate healthy and safe habits.
Physical Development	Bumblebee Buzz Play: Bumblebee Buzz. p. 75 Obj: Imitates the teachers actions.	Drop The Beanbag P34 Invite the children to drop beanbags into a box. Obj: Picks up and releases objects.	Bumblebee Buzz Play: Bumblebee Buzz p. 75 Obj: Imitates the teachers actions.	Drop The Beanbag P34 Invite the children to drop beanbags into a box. Obj: Picks up and releases objects.	Bumblebee Buzz Play: Bumblebee Buzz p. 75 Obj: Imitates the teachers actions.





Infant Class B: (6 - 12 months) Focus: Bugs		Date: October 8 - 12, 2018		Week: 2	
Approach Towards Learning: Communciation, Attention, Curocity, Persistence		Parents as Partners: # 14 Encouraging Motor Skills			
English Vocabulary: book, I love you		Spanish Vocabulary: libro, te quiero			
American Sign Language (ASL): book, I love you					
LESSON COMPONENTS	Monday	Tuesday	Wednesday	Thursday	Friday
Brain Start Way to Start the Day Lily Visits		Unite: Sing: "White Coral Bells." (Songs CD #14) Calm: Stretching Connect: Stretch and Bend p. 73 Commit: Use listening ears	Unite: Sing: "The Bumblebee Song." Calm: Stretching Connect: Stretch and Bend p. 73 Commit: Use listening ears	Unite: Sing: "White Coral Bells." (Songs CD #14) Calm: Stretching Connect: Stretch and Bend p. 73 Commit: Use listening ears	Unite: Sing: "The Bumblebee Song." Calm: Stretching Connect: Stretch and Bend p.73 Commit: Use listening ears
Language Development		Floor Covers L36 Place picture cards of bugs on the floor and talk with the children about them. Obj: Points to pictures when named by the teacher.	Book Etiquette L40 Read different bug books. Show the children how to read a book properly. Obj: Turns pages of a book.	Floor Covers L36 Place picture cards of bugs on the floor and talk with the children about them. Obj: Points to pictures when named by the teacher.	Book Etiquette L40 Read different bug books. Show the children how to read a book properly. Obj: Turns pages of a book.
Cognitive Development		Mimicking Games C24 Mimic the child's actions. Obj: Coos, giggles, laughs when the teacher plays games with them.	Peek-A-Boo Plate C36 Use a plate to play peek-a-boo with the children. Obj: Enjoys playing peek-a-boo.	Mimicking Games C24 Mimic the child's actions. Obj: Coos, giggles, laughs when the teacher plays games with them.	Peek-A-Boo Plate C36 Use a plate to play peek-a-boo with the children. Obj: Enjoys playing peek-a-boo.
Social Emotional Development		I Love You SE25 Tell the children that you love them throughout the day. Obj: Engages in positive relationships and interactions with the teachers.	Where Are Lily's Eyes SE24 Ask the child to point to Lily the puppets eyes. Obj: Points to and names body parts.	I Love You SE25 Tell the children that you love them throughout the day. Obj: Engages in positive relationships and interactions with the teachers.	Where Are Lily's Eyes SE24 Ask the child to point to Lily the puppets eyes. Obj: Points to and names body parts.
Physical Development		Poke and Squeeze P23 Allow the children to play with playdough. Obj: Uses thumb and index finger to pick up, squeeze or poke.	Sticky Ball P33 Allow the children to play with sticky tape balls. Obj: Sits and uses their hands.	Poke and Squeeze P23 Allow the children to play with playdough. Obj: Uses thumb and index finger to pick up, squeeze or poke.	Sticky Ball P33 Allow the children to play with sticky tape balls. Obj: Sits and uses their hands.



Infant Class B: (6 - 12 months) Focus: Bugs	Date: October 15 - 19, 2018	Week: 7
Approach Towards Learning: Communciation, Persistence, Attention, Curocity	Parents as Partners: # 18 Handling Tantrums	
English Vocabulary: ball, bugs	Spanish Vocabulary: pelota, insectos	

American Sign Language (ASL): eyes, hands

LESSON COMPONENTS	Monday	Tuesday	Wednesday	Thursday	Friday
Brain Start Way to Start the Day Lily Visits	Unite: Sing: "The Great Big Spider." Calm: Whispering Connect: I See The Moon p. 70 Commit: Practice Cleaning Up	Unite: Sing: "The Eensy Weensy Spider." Calm: Whispering Connect: I See The Moon p. 70 Commit: Practice Cleaning Up	Unite: Sing: "The Great Big Spider." Calm: Whispering Connect: I See The Moon p. 70 Commit: Practice Cleaning Up	Unite: Sing: "The Eensy Weensy Spider." Calm: Whispering Connect: I See The Moon p. 70 Commit: Practice Cleaning Up	Unite: Sing: "The Great Big Spider." Calm: Whispering Connect: I See The Moon p. 70 Commit: Practice Cleaning Up
Language Development	Much To Say L37 Talk with the children about different bugs. Obj: Responds to teachers talk by babbling.	Sensory Glove L39 Allow the children to touch and play with the glove. Obj: Listens with interest to language of others.	Much To Say L37 Talk with the children about different bugs. Obj: Responds to teachers talk by babbling.	Sensory Glove L39 Allow the children to touch and play with the glove. Obj: Listens with interest to language of others.	Much To Say L37 Talk with the children about different bugs. Obj: Responds to teachers talk by babbling.
Cognitive Development	Textured Finger Paint C39 Finger paint ladybugs. Obj: Uses senses to investigate the environment to discover what objects and people do.	Eye On The Ball C37 Have two children sit and play with a ball together. Obj: Plays with others	Textured Finger Paint C39 Finger paint ladybugs. Obj: Uses senses to investigate the environment to discover what objects and people do.	Eye On The Ball C37 Have two children sit and play with a ball together. Obj: Plays with others.	Textured Finger Paint C39 Finger paint ladybugs. Obj: Uses senses to investigate the environment to discover what objects and people do.
Social Emotional Development	Photo Cards SE32 Show children pictures of bugs. Obj: Engages in positive relationships and interactions with adults.	Peek-A-boo For Two SE31 Play peek-a-boo with the children using a blanket. Obj: Enjoys praise and clapping to celebrate accomplishments.	Photo Cards SE32 Show children pictures of bugs. Obj: Engages in positive realtionships and interactions with adults.	Peek-A-Boo For Two SE31 Play peek-a-boo with the children using a blanket. Obj: Enjoys praise and clapping to celebrate accomplishments.	Photo Cards SE32 Show the children pictures of bugs. Obj: Engages in positive relationships and interactions with adults.
Physical Development	Crawling Fun P21 Create an obstacle course for the children to crawl through. Obj: Moves body to achieve goal.	Squeeze The Sponge P22 Allow the children to squeeze and play with sponges. Obj: Develop control of small muscles for manipulation and exploration.	Crawling Fun P21 Create an obstacle course for the children to crawl through. Obj: Moves body to achieve goal.	Squeeze The Sponge P22 Allow the children to squeeze and play with the sponges. Obj: Develop control of small muscles for manipulation and exploration.	Crawling Fun P21 Create an obstacle course for the children to crawl through. Obj: Moves body to achieve goal.



Infant Class B: (6 - 12 months) Focus: Bugs		Date: October 22 - 26, 2018		Week: 8	
Approach Towards Learning: Communciation, Perisistance, Attention, Curoosity		Parents as Partners: # 23 Encouraging Healthy Eating Habits			
English Vocabulary: hands, bugs		Spanish Vocabulary: manos, insectos			
American Sign Language (ASL): hands					
LESSON COMPONENTS	Monday	Tuesday	Wednesday	Thursday	Friday
Brain Start Way to Start the Day Lily Visits	Unite: Sing: "Shoo Fly Son't Bother Me." Calm: Breathing Connect: Picky Picky Bumblebee. Commit: Soft Hands	Unite: Sing: "Jeepers Peepers." (Songs CD # 17) Calm: Breathing Connect: Picky Picky Bumblebee. Commit: Soft Hands	Unite: Sing: "Shoo Fly Don't Bother Me." Calm: Breathing Connect: Picky Picky Bumblebee. Commit: Soft Hands	Unite: Sing: "Jeepers Peepers." (Songs CD # 17) Calm: Breathing Connect: Picky Picky Bumblebee. Commit: Soft Hands	Unite: Sing: "Shoo Fly Don't Bother Me." Calm: Breathing Connect: Picky Picky Bumblebee. Commit: Soft Hands
Language Development	Baggie Book L29 Make a baggie book using different pictures of bugs. Obj: Points to pictures when named by the teacher.	Conversation Starters L28 Wear different objects on your clothes and talk to the children about them. Obj: Responds to teachers talk by babbling.	Baggie Book L29 Make a baggie book using different pictures of bugs. Obj: Points to pictures when named by the teacher.	Conversation Starters L28 Wear different objects on your clothes and talk to the children about them. Obj: Responds to teachers talk by babbling.	Baggie Book L29 Make a baggie book using different pictures of bugs. Obj: Points to pictures when named by the teacher.
Cognitive Development	Tactile Blocks C23 Encourage the children to play with blocks. Obj: Holds, looks at, touches, throws and drops objects.	Tactile Path C32 Place textured items on the floor to create a tactile pathway. Obj: Crawls into, over and around obstacles.	Tactile Blocks C23 Encourage the children to play with blocks. Obj: Holds, looks at, touches, throws and drops objects.	Tactile Path C32 Place textured items on the floor to create a tactile pathway. Obj: Crawls into, over and around obstacles.	Tactile Blocks C23 Encourage the children to play with blocks. Obj: Holds, looks at, touches, throws and drops objects.
Social Emotional Development	Your Hands, My Hands SE38 Compare your hands to the child's hands. Also compare big and little bugs. Obj: Explores own hands.	Walking My Baby SE29 Play: "Walking My Baby Back Home." (Games CD # 14) Obj: Shows emotional connections with others while beginning to show independence.	Your Hands, My Hands SE38 Compare your hands to the child's hands. Also compare big and little bugs. Obj: Explores own hands.	Walking My Baby SE29 Play: "Walking My Baby Back Home." (Games CD # 14) Obj: Shows emotional connections with others while beginning to show independence.	Your Hands, My Hands SE38 Compare your hands to the child's hands. Also compare big and little bugs. Obj: Explores own hands.
Physical Development	Tunnels P25 Play with different bug toys in the tunnels. Obj: Crawls on hands and knees.	Forwards and Backwards P26 Show the children how to crawl forward and backward and encourage them to copy you. Obj: Crawls on hands and knees.	Tunnels P25 Play with different bug toys in the tunnels. Obj: Crawls on hands and knees.	Forwards And Backwards P26 Show the children how to crawl forward and backward and encourage them to copy you. Obj: Crawls on hands and knees.	Tunnels P25 Play with different bug toys in the tunnels. Obj: Crawls on hands and knees.