







Infant Class C: (12 - 18 months) Focus: Bugs	Date: October 1 - 5, 2018	Week: 1
Approach Towards Learning: Communication, Persistence, Attention, Curiosity	Parents as Partners: # 5 Respecting Your Baby's Active Senses	
English Vocabulary: spider, butterfly, bee	Spanish Vocabulary: araña, mariposa, abeja	

American Sign Language (ASL):


LESSON COMPONENTS	Monday	Tuesday	Wednesday	Thursday	Friday
Brain Start Way to Start the Day	Unite: Sing: "Itsy Bitsy Spider." (Songs CD # 21) Calm: Laughing Connect: Caterpillar p. 69 Commit: Follow Directions	Unite: Sing: "Itsy Bitsy Spider." (Songs CD # 21) Calm: Laughing Connect: Caterpillar p. 69 Commit: Follow Directions	Unite: Sing: "Itsy Bitsy Spider." (Songs CD # 21) Calm: Laughing Connect: Caterpillar p. 69 Commit: Follow Directions	Unite: Sing: "Itsy Bitsy Spider." (Songs CD # 21) Calm: Laughing Connect: Caterpillar p. 69 Commit: Follow Directions	Unite: Sing: "Itsy Bitsy Spider." (Songs CD # 21) Calm: Laughing Connect: Caterpillar p. 69 Commit: Follow Directions
Language Development	Photo Gallery L46 Show the children different pictures of bugs. Obj: Understands that pictures can represent real things in the environment.	Dora's Ducks L43 Read: "Dora's Ducks." Obj: Enjoys exploring books and being read to.	Photo Gallery L46 Show the children different pictures of bugs. Obj: Understands that pictures can represent real things in the environment.	Dora's Ducks L43 Read: "Dora's Ducks." Obj: Enjoys exploring books and being read to.	Photo Gallery L46 Show the children different pictures of bugs. Obj: Understands that pictures can represent real things in the environment.
Cognitive Development	Color Diffusion C59 Make butterflies. Obj: Shows interest in colors, shapes, patterns and pictures.	Sandbox Treasures C44 Bury different objects in a sandbox for the children to find. Obj: Develops knowledge of the natural environment.	Color Diffusion C59 Make butterflies. Obj: Shows interest in colors, patterns, shapes and pictures.	Sandbox Treasures C44 Bury different objects in a sandbox for the children to find. Obj: Develops knowledge of the natural environment.	Color Diffusion C59 Make butterflies. Obj: Shows interest in colors
Social Emotional Development	Lunch Buddies SE50 Sit with the children at mealtime. Obj: Shows interest and awareness of others.	Safety Always SE46 Gently remind the children of the safety rules in the classroom. Obj: Begins to demonstrate healthy and safe habits.	Lunch Buddies SE50 Sit with the children at mealtime. Obj: Shows interest and awareness of others.	Safety Always SE46 Gently remind the children of the safety rules in the classroom. Obj: Begins to demonstrate healthy and safe habits.	Lunch Buddies SE50 Sit with the children at mealtime. Obj: Shows interest and awareness of others.
Physical Development	Bumblebee Buzz Play: Bumblebee Buzz. Obj: The child will imitate the teachers actions and sounds.	Washing Rocks P44 Wash different rocks in a bucket of water. Obj: Coordinates hand and body movements.	Bumblebee Buzz Play: Bumblebee Buzz. Obj: The child will imitate the teachers actions and sounds.	Washing Rocks P44 Wash different rocks in a bucket of water. Obj: Coordinates hand and body movements.	Bumblebee Buzz Play: Bumblebee Buzz. Obj: The child will imitate the teachers actions and sounds.



Infant Class C: (12 - 18 months) Focus: Bugs		Date: October 8 - 12, 2018		Week: 6	
Approach Towards Learning: Communciation, Attention, Persistance, Curocity		Parents as Partners: # 14 Encouraging Motor Skills			
English Vocabulary: ball, book		Spanish Vocabulary: pelota, libro			
American Sign Language (ASL): book					
LESSON COMPONENTS	Monday	Tuesday	Wednesday	Thursday	Friday
Brain Start Way to Start the Day Lily Visits		Unite: Sing: "White Coral Bells." (Songs CD #14) Calm: Stretching Connect: Stretch and Bend p. 73 Commit: Use listening ears	Unite: Sing: "The Bumblebee Song." Calm: Stretching Connect: Stretch and Bend p. 73 Commit: Use listening ears	Unite: Sing: "White Coral Bells." (Songs CD #14) Calm: Stretching Connect: Stretch and Bend p. 73 Commit: Use listening ears	Unite: Sing: "The Bumblebee Song." Calm: Stretching Connect: Stretch and Bend p. 73 Commit: Use listening ears
Language Development		<u>Hand Me The Ball L41</u> Put a ball and a book on the floor and ask the child to hand you the ball. (substitute bugs) Obj: Follows simple requests.	<u>Action Words Game L51</u> Play a game of action words with the children. Obj: Uses one or two words to communicate.	<u>Hand Me The Ball L41</u> Put a ball and a book on the floor and ask the child to hand you the ball. (substitute bugs) Obj: Follows simple requests.	<u>Action Words Game L51</u> Play a game of action words with the children. Obj: Uses one or two words to communicate.
Cognitive Development		<u>Writing Tools C60</u> Use crayons to color pictures of bugs. Obj: Coordinates hand and body movements.	<u>I Remember C63</u> Ask a child to pick out a specific bug book and then put it back where they found it. Obj: Recognizes familiar places.	<u>Writing Tools C60</u> Use crayons to color pictures of bugs. Obj: Coordinates hand and body movements.	<u>I Remember C63</u> Ask a child to pick out a specific bug book and put it back where they found it. Obj: Recognizes familiar places.
Social Emotional Development		<u>Hide and Seek SE49</u> Play hide and seek with the children. Obj: Plays side by side with others.	<u>Peek-A-Boo Surprises SE56</u> Play peek-a-boo with different pictures in a folder. Obj: Engages in positive relationships and interactions with adults.	<u>Hide and Seek SE49</u> Play hide and seek with the children. Obj: Plays side by side with others.	<u>Peek-A-Boo Surprises SE56</u> Play peek-a-boo with different pictures in a folder. Obj: Engages in positive relationships and interactions with adults.
Physical Development		<u>Pick and Poke P61</u> Plaace several pieces of masking tape on the table and encourage them to pick it up. Obj: Sits and uses hands.	<u>Turn The Page P53</u> Read different bug books with the children. Teach them how to turn the pages. Obj: Turns pages of a book.	<u>Pick and Poke P61</u> Place several pieces of masking tape on the table and encourage them to pick it up. Obj: Sits and uses hands.	<u>Turn The Page P53</u> Read different bug books with the children. Teach them how to turn the pages. Obj: Turns pages of a book.



Infant Class C: (12 - 18 months) Focus: Bugs		Date: October 15 - 19, 2018		Week: 7	
Approach Towards Learning: Communciation, Persistence, Attention, Curocity		Parents as Partners: # 18 Handling Tantrums			
English Vocabulary: spider, ball, bugs		Spanish Vocabulary: arana, pelota, insectos			
American Sign Language (ASL): spider					
LESSON COMPONENTS	Monday	Tuesday	Wednesday	Thursday	Friday
Brain Start Way to Start the Day Lily Visits	Unite: Sing: "The Great Big Spider." Calm: Whispering Connect: I See The Moon p. 70 Commit: Practice Cleaning Up	Unite: Sing: "The Eensy Weensy Spider." Calm: Whispering Connect: I See The Moon p. 70 Commit: Practice Cleaning Up	Unite: Sing: "The Great Big Spider." Calm: Whispering Connect: I See The Moon p. 70 Commit: Practice Cleaning Up	Unite: Sing: "The Eensy Weensy Spider." Calm: Whispering Connect: I See The Moon p. 70 Commit: Practice Cleaning Up	Unie: Sing: "The Great Big Spider." Calm: Whispering Connect: I See The Moon p. 70 Commit: Practice Cleaning Up
Language Development	Naming Game L45 Play the naming game with the children. Talk about different bugs. Obj: Tries to name familiar objects.	Shine A Spotlight L66 Shine a flashlight on different objects around the room. Obj: Tries to name familiar objects.	Naming Game L45 Play the naming game with the children. Talk about different bugs. Obj: Tries to name familiar objects.	Shine A Spotlight L66 Shine a flashlight on different objects around the room. Obj: Tries to name familiar objects.	Naming Game L45 Play the naming game with the children. Talk about different bugs. Obj: Tries to name familiar objects.
Cognitive Development	Stacking Blocks C62 Encourage the children to play with blocks. Obj: Stacks blocks or objects.	Magic Movers C55 Make butterfly fans using construction paper. Obj: Begins to repeat actions to get an effect.	Stacking Blocks C62 Encourage the children to play with blocks. Obj: Stacks blocks or objects.	Magic Movers C55 Make butterfly fans using construction paper. Obj: Begins to repeat actions to get an effect.	Stacking Blocks C62 Encourage the children to play with blocks. Obj: Stacks blocks or objects.
Social Emotional Development	It Takes Two SE53 Have the children roll the ball to each other. Obj: Plays side by side with others.	Little Helpers SE61 Encourage the children to help clean up. Obj: Begins to demonstrate healthy and safe habits.	It Takes Two SE53 Have the children roll the ball to each other. Obj: Plays side by side with others.	Little Helpers SE61 Encourage the children to help clean up. Obj: Begins to demonstrate healthy and safe habits.	It Takes Two SE53 Have the children roll the ball to each other. Obj: Plays side by side with others.
Physical Development	Squeeze And Pour P60 Invite the children to play with water toys. Use the caterpillar spillars. Obj: Uses hands to play with tools.	Lunch Bunch P66 Sit with the children during lunch and encourage them to use a spoon. Obj: Begins to develop self care skills.	Squeeze And Pour P60 Invite the children to play with water toys. Use caterpillar spillars. Obj: Uses hands to play with tools.	Lunch Bunch P66 Sit with the children during lunch and encourage them to use a spoon. Obj: Begins to develop self care skills.	Squeeze And Pour P60 Invite the children to play with water toys. Use caterpillar spillars. Obj: Uses hands to play with tools.



Infant Class C: (12 - 18 months) Focus: Bugs			Date: October 22 - 26, 2018	Week: 8	
Approach Towards Learning: Communication, Persistence, Curiosity, Attention			Parents as Partners: # 23 Encouraging Healthy Eating Habits		
English Vocabulary: bee, ladybug, bugs			Spanish Vocabulary: abeja, marquita, insectos		
American Sign Language (ASL): butterfly					
LESSON COMPONENTS	Monday	Tuesday	Wednesday	Thursday	Friday
Brain Start Way to Start the Day Lily Visits	Unite: Sing: "Shoo Fly Don't Bother Me." Calm: Breathing Connect: Picky Picky Bumblebee. Commit: Soft Hands	Unite: Sing: "Jeepers Peepers." (Songs CD # 17) Calm: Breathing Connect: Picky Picky Bumblebee. Commit: Soft Hands	Unite: Sing: "Shoo Fly Don't Bother Me." Calm: Breathing Connect: Picky Picky Bumblebee. Commit: Soft Hands	Unite: Sing: "Jeepers Peepers." (Songs CD # 17) Calm: Breathing Connect: Picky Picky Bumblebee. Commit: Soft Hands	Unite: Sing: "Jeepers Peepers." (Songs CD # 17) Calm: Breathing Connect: Picky Picky Bumblebee. Commit: Soft Hands
Language Development	Finger Paint L56 Finger paint ladybugs. Obj: Marks or scribbles on paper.	Opposites L44 Talk about big and little bugs. Obj: Begins to understand the rules of conversation.	Finger Paint L56 Finger paint ladybugs. Obj: Marks or scribbles on paper.	Opposites L44 Talk about big and little bugs. Obj: Begins to understand the rules of conversation.	Finger Paint L56 Finger paint ladybugs. Obj: Marks or scribbles on paper.
Cognitive Development	How Does This Work? C64 Talk about cause and effect relationships using different bug toys. Obj: Uses senses to investigate their environment.	Drop It C42 Drop several different items and discuss what happened. Obj: Begins to repeat actions to get an effect.	How Does This Work? C64 Talk about cause and effect relationships using different bug toys. Obj: Uses senses to investigate their environment.	Drop It C42 Drop several different items and discuss what happened. Obj: Begins to repeat actions to get an effect.	How Does This Work? C64 Talk about cause and effect relationships using different bug toys. Obj: Uses senses to investigate their environment.
Social Emotional Development	You've Been Missed SE62 Use Lily the puppet to recite the rhyme on the card. Obj: Shows interest and awareness of others.	You Are Funny SE43 Wear different objects on your clothes and talk to the children about them. Obj: Shows interest and awareness of others.	You've Been Missed SE62 Use Lily the puppet to recite the rhyme on the card. Obj: Shows interest and awareness of others.	You Are Funny SE43 Wear different objects on your clothes and talk to the children about them. Obj: Shows interest and awareness of others.	You've Been Missed SE62 Use Lily the puppet to recite the rhyme on the card. Obj: Shows interest and awareness of others.
Physical Development	Giant Steps P57 Place several strips of masking tape on the floor and encourage the children to step on them. Obj: Moves body to achieve goal.	Walk The Line P55 Place a line of masking tape on the floor and encourage them to walk along the line. Obj: Moves body to achieve a goal.	Giant Steps P57 Place several strips of masking tape on the floor and encourage the children to step on them. Obj: Moves body to achieve goal.	Walk The Line P55 Place a line of masking tape on the floor and encourage them to walk along the line. Obj: Moves body to achieve a goal.	Giant Steps P57 Place several strips of masking tape on the floor and encourage the children to step on them. Obj: Moves body to achieve goal.