

Theme: Class Specific

Class: Art

Enrichment Lesson Plan

Week: November 5-9, 2018










Day of the Week	Garderie 2	Garderie 3	Garderie 4	Crème Preparatory		Après School
Monday	<p>D for Donut Obj: Students paint and paper pieces to make a donut. Fine motor.</p>	<p>D for Donut Obj: Students paint and paper pieces to make a donut. Fine motor.</p>	<p>D for Donut Obj: Students paint and paper pieces to make a donut. Fine motor.</p>	<p>Weaving Obj: Students use paper plates and yarn to weave a web. Fine motor.</p>		<p>Weaving Obj: Students use paper plates and yarn to weave a web. Fine motor.</p>
Tuesday	<p>Worm Design Obj: Students use pastels and markers to make a worm out of paper. Fine motor.</p>	<p>Worm Design Obj: Students use pastels and markers to make a worm out of paper. Fine motor.</p>	<p>Worm Design Obj: Students use pastels and markers to make a worm out of paper. Fine motor.</p>	<p>Leaf tracing Obj: Students crayons and leaves to trace the veins and outlines on paper with different colors. Process art. Fine motor.</p>		<p>Worm Design Obj: Students use pastels and markers to make a worm out of paper. Fine motor.</p>
Wednesday	<p>Leaf Design Obj: Students crayons and leaves to trace the veins and outlines on paper with different colors. Process art. Fine motor.</p>	<p>Leaf Design Obj: Students crayons and leaves to trace the veins and outlines on paper with different colors. Process art. Fine motor.</p>	<p>Leaf Design Obj: Students crayons and leaves to trace the veins and outlines on paper with different colors. Process art. Fine motor.</p>	<p>Leaf Design Obj: Students crayons and leaves to trace the veins and outlines on paper with different colors. Process art. Fine motor.</p>		<p>Leaf Design Obj: Students crayons and leaves to trace the veins and outlines on paper with different colors. Process art. Fine motor.</p>
Thursday	<p>Dessert, yum! Obj: Students use paper paint and paper to make a yummy desert for the letter D. Fine motor.</p>	<p>Dessert, yum! Obj: Students use paper paint and paper to make a yummy desert for the letter D. Fine motor.</p>	<p>Dessert, yum! Obj: Students use paper paint and paper to make a yummy desert for the letter D. Fine motor.</p>	<p>Work on Portrait project Obj: Students use paper paint to make a self-portrait picture. Fine motor.</p>		<p>Dessert, yum! Obj: Students use paper paint and paper to make a yummy desert for the letter D. Fine motor.</p>
Friday	<p>Creative self-expression Obj: Students will Use art as a form of self-expression through choice of 3 art-option stations set up.</p>	<p>Creative self-expression Obj: Students will Use art as a form of self-expression through choice of 3 art-option stations set up.</p>	<p>Creative self-expression Obj: Students will Use art as a form of self-expression through choice of 3 art-option stations set up.</p>	<p>Creative self-expression Obj: Students will Use art as a form of self-expression through choice of 3 art-option stations set up.</p>		<p>Creative self-expression Obj: Students will Use art as a form of self-expression through choice of 3 art-option stations set up.</p>

Theme: Class Specific

Class: Music

Enrichment Lesson Plan

Week: November 5-9, 2018

Day of the Week	Toddler Club	Garderie 2	Garderie 3	Garderie 4	Crème Preparatory		Après School
Monday	<p>“Itsy Bitsy Spider” & “Are You Listening?”</p> <p>Sand Blocks Obj: To increase fine motor skills</p>	<p>Fruit Basket Turnover Obj: To develop gross motor skills</p>	<p>Fruit Basket Turnover Obj: To develop gross motor skills</p>	<p>Fruit Basket Turnover Obj: To develop gross motor skills</p>	<p>Songs about Helping</p> <p>Sand Blocks Obj: To increase fine motor skills</p>		
Tuesday	<p>“Sing a Song of Opposites” & “My Little Red Wagon”</p> <p>Rhythm Sticks Obj: To increase fine motor skills</p>	<p>“Pat-a-Cake”, “Pease Porridge Hot”, “One Potato, Two Potato”, and “Rock and Roll Pat-a-Cake” Obj: To develop gross motor skills</p>	<p>“Pat-a-Cake”, “Pease Porridge Hot”, “One Potato, Two Potato”, and “Rock and Roll Pat-a-Cake” Obj: To develop gross motor skills</p>	<p>“Pat-a-Cake”, “Pease Porridge Hot”, “One Potato, Two Potato”, and “Rock and Roll Pat-a-Cake” Obj: To develop gross motor skills</p>	<p>Songs about Helping</p> <p>Rhythm Sticks Obj: To increase fine motor skills</p>		
Wednesday	<p>“The Grand Old Duke of York” & “Do Your Ears Hang Low?”</p> <p>Active Songs Obj: To develop gross motor skills</p>	<p>Drop the Peanut Obj: To develop gross motor skills</p>	<p>Drop the Peanut Obj: To develop gross motor skills</p>	<p>Drop the Peanut Obj: To develop gross motor skills</p>	<p>Songs about Helping</p> <p>Active Songs Obj: To develop gross motor skills</p>		<p>Musical Instrument Study/History: Classical Composers</p>
Thursday	<p>“Five Little Ducks” & “Thelma Thumb”</p> <p>Egg Shakers Obj: To increase fine motor skills</p>	<p>“Who Took the Cookies?” Obj: To develop gross motor skills</p>	<p>“Who Took the Cookies?” Obj: To develop gross motor skills</p>	<p>“Who Took the Cookies?” Obj: To develop gross motor skills</p>	<p>Songs about Helping</p> <p>Egg Shakers Obj: To increase fine motor skills</p>		
Friday	<p>“Opposites”</p> <p>Ribbon/Ribbon Stick Dancing Obj: To develop gross motor skills</p>	<p>Raindrop Dance Obj: To develop gross motor skills</p>	<p>Raindrop Dance Obj: To develop gross motor skills</p>	<p>Raindrop Dance Obj: To develop gross motor skills</p>	<p>Songs about Helping</p> <p>Ribbon/Ribbon Stick Dancing Obj: To develop gross motor skills</p>		

Curriculum Legend:
FC- Flash Cards
Video – Video
PPP – Power Point Presentation
Pup – Puppets
VEE – Viva el español. (learning Book)










Objectives:
 Review every day of the week the knowledge about vocabulary related with the week theme in Spanish and repeat numbers every day.

Weekly:
 Numbers : Song
 Color: Orange/Anaranjado
 Letter: Alphabet flash cards
 Shapes: Heart/Corazon.

Theme: Class Specific

Spanish Lesson Plan

Week: November 5-9, 2018

Day of the Week	Toddler's Club	Garderie 2	Garderie 3	Garderie 4	Crème Prep	Kindergarten	Après
Monday	<p>“La arana chiquitita”/ “Tsy bitsy spider” Story Folder Obj: To introduce new vocabulary</p>	<p>“Comidas de todo el mundo”/“Food around the world”. Book Obj: To introduce new vocabulary</p>	<p>“Comidas de todo el mundo”/“Food around the world”. Book Obj: To introduce new vocabulary</p>	<p>“Comidas de todo el mundo”/“Food around the world”. Book Obj: To introduce new vocabulary</p>	<p>“Aqui estan mis manos”/“Here are my hands”. Book Obj: To introduce new vocabulary</p>		
Tuesday	<p>“Solo Jasper y yo”/ “Just Jasper and me”. Book Obj: To introduce new vocabulary</p>	<p>“La gallinita roja”/“Little red hen”. Story Folder Obj: To introduce new vocabulary</p>	<p>“La gallinita roja”/“Little red hen”. Story Folder Obj: To introduce new vocabulary</p>	<p>“La gallinita roja”/“Little red hen”. Story Folder Obj: To introduce new vocabulary</p>	<p>“El libro de la biblioteca”/“The library book”. Story Obj: To introduce new vocabulary</p>		
Wednesday	<p>“Los tres chivos”/“The three Billy goats gruff”. Storybook Obj: To introduce new vocabulary</p>	<p>“El diario de Reagan”/“Reagan’s journal” Listening story Obj: To introduce new vocabulary</p>	<p>“El diario de Reagan”/“Reagan’s journal” Listening story Obj: To introduce new vocabulary</p>	<p>“El diario de Reagan”/“Reagan’s journal” Listening story Obj: To introduce new vocabulary</p>	<p>“Vamos a la escuela”/ “Let’s go to school” .Book Obj: To introduce new vocabulary</p>		
Thursday	<p>“La cancion de los opuestos”/ “Sing a song of opposites”. Song Obj: To introduce new vocabulary</p>	<p>“Comidas de todo el mundo”/“Food around the world”. Book Obj: To introduce new vocabulary</p>	<p>“Comidas de todo el mundo”/“Food around the world”. Book Obj: To introduce new vocabulary</p>	<p>“Comidas de todo el mundo”/“Food around the world”. Book Obj: To introduce new vocabulary</p>	<p>“Una sorpresa para la maestra”/“The surprise teacher”. Book Obj: To introduce new vocabulary</p>		
Friday	<p>Tiquiti tiquiti toc/Hickory dickory dock. Finger play. Obj: To introduce new vocabulary</p>	<p>“Jack and Josefina”/“Jack and Jill” Rhyme. Review photos of food. Obj: To introduce new vocabulary</p>	<p>“Jack and Josefina”/“Jack and Jill” Rhyme. Review photos of food. Obj: To introduce new vocabulary</p>	<p>“Jack and Josefina”/“Jack and Jill” Rhyme. Review photos of food. Obj: To introduce new vocabulary</p>	<p>“Lola in la biblioteca”/“Lola at the library” Book Obj: To introduce new vocabulary</p>		<p>Sopa de letras/ Fall word search. “Tic-Tac-Toe juego”. Game Obj: To introduce new vocabulary</p>

Lesson Plans for Choices • Decisiones - Healthy Choices (Week 2)				Date	November 5-9, 2018	Teacher	STEM Lab
Wonderful Word		<i>nutritious, nutritivo</i>	Character Education	Fairness, <i>Justicia</i> Confidence, <i>Confianza</i>	Technology		Writer's Corner; ABC & XYZ
Literacy	Vocabulary, Phonological Awareness - Alliteration		Letter Knowledge D	English-F, f, N, n, B, b Spanish-F, f, N, n, B, b	Math	Geometry	
English Vocabulary		abundant, bean, dairy, dehydrated, diagonal, feast, fruits, grain, horizontal, meat, nutritious, produce, silkworms					
Spanish Vocabulary		abundante, frijol, lácteo, deshidratado, diagonal, festín, frutas, grano, horizontal, carne, nutritiva, productos alimenticios, gusanos de seda, verduras					
LESSON COMPONENTS		Day 1	Day 2	Day 3	Day 4	Day 5	
Math and Science		<ul style="list-style-type: none"> Investigate a pyramid shape Compare ovals and circles Centers <ul style="list-style-type: none"> Creativity Station - Make apple shapes with Wikki Stix™ Math - Match blocks to food items (three-dimensional shapes) 	<ul style="list-style-type: none"> Learn about triangles Develop concept of diagonal and horizontal Centers <ul style="list-style-type: none"> Creativity Station - Make horizontal and diagonal cuts Math - Follow rebus poster recipe to make a cheese sandwich 	<ul style="list-style-type: none"> Develop concept of three-dimensional shapes using food as models Centers <ul style="list-style-type: none"> Sensory Table - Make play dough shapes Science - Make food pyramids 	<ul style="list-style-type: none"> Create hexagonal shapes with pattern blocks Centers <ul style="list-style-type: none"> Math - Recreate hexagonal shapes with pattern blocks Sensory Table - Create patterns by twirling two colored strips 	<ul style="list-style-type: none"> Observe properties of liquid Introduce three-dimensional shapes Centers <ul style="list-style-type: none"> Science - Observe melting ice cubes 	
<u>Garderie 3</u>		CUBETTO- City Bowling 1 Obj: To predict behavior of simple programs.	CUBETTO - City Bowling 2 Obj: to predict cubetto's moves and help cubetto move around.	OIL & WATER SCIENCE ACTIVITY Obj: Easy science exploration or kids with oil and water.	My Home- 我的家Wō de jiā Kitchen-厨房Chúfáng, living room-客厅Kètīng, Dining- 客厅Kètīng Obj: To learn mandarin vocabulary for different rooms in home.	Fruit Pizza Obj: A quick and fun snack with fruits and cream cheese.	
<u>Garderie 4 & Crème Prep</u>		CUBELETS Challenge Make conveyor belt robot that can move things across it. Obj: To determine what sense will you need for this robot.	ADA TWIST, SCIENTIST By: Andrea Beaty	OIL & WATER SCIENCE ACTIVITY Obj: Easy science exploration or kids with oil and water.	My Home- 我的家Wō de jiā Kitchen-厨房Chúfáng, living room-客厅Kètīng, Dining- 客厅Kètīng Obj: To learn mandarin vocabulary for different rooms in home.	Fruit Pizza Obj: A quick and fun snack with fruits and cream cheese.	