




PATHS Lesson Plan

Lesson Name: Love

Week: April 22-26, 2019

Lesson Number: 34

Day of the Week/ Objectives	Gard 3	Crème Prep	Transitional Kindergarten
<p>Monday To help children better understand the feeling "love."</p>	<p>Use the hedgehog and the duck puppets to introduce this lesson Sing "Love Is Strong."</p>	<p>Use the hedgehog and the duck puppets to introduce this lesson Sing "Love Is Strong." <i>Is love a comfortable or an uncomfortable feeling?</i></p>	<p>Use the hedgehog and the duck puppets to introduce this lesson Sing "Love Is Strong." <i>Is love a comfortable or an uncomfortable feeling?</i></p>
<p>Tuesday</p>			
<p>Wednesday To illustrate that imagining something doesn't make it real.</p>	<p>Sing "Love Is Strong" How do we know when someone feels love for us. Use the photographs Ph 34-1 to Ph 34-3 to support dialogue.</p>	<p>Sing "Love Is Strong" How do we know when someone feels love for us. Use the photographs Ph 34-1 to Ph 34-3 to support dialogue. Add love to your feeling chart.</p>	<p>Sing "Love Is Strong" How do we know when someone feels love for us. Use the photographs Ph 34-1 to Ph 34-3 to support dialogue. Add love to your feeling chart.</p>
<p>Thursday</p>			
<p>Friday Children will experience that people can feel love and anger at the same time.</p>	<p>Send home the parent handout. Continue sending the Compliment List home with the PATHS Kid for today. Make a list and have children count how many things they can come up with that make them feel love.</p>	<p>Send home the parent handout. Continue sending the Compliment List home with the PATHS Kid for today. Make a list and have children count how many things they can come up with that make them feel love.</p>	<p>Send home the parent handout. Continue sending the Compliment List home with the PATHS Kid for today. Make a list and have children count how many things they can come up with that make them feel love.</p>



Crème de la Crème
Early Learning Centers of Excellence



Lesson Number: 35

PATHS Lesson Plan
Lesson Name: Worried

Week: April 29 – May 3, 2019

Day of the Week/ Objectives	Gard 3	Crème Prep	Transitional Kindergarten
Monday To define the feeling "worried."	Use the turtle and the dog puppets to introduce the lesson Add the feeling "worried" to our chart.	Use the turtle and the dog puppets to introduce the lesson Add the feeling "worried" to our chart.	Use the turtle and the dog puppets to introduce the lesson Add the feeling "worried" to our chart.
Tuesday			
Wednesday To provide visual representation of the word "worried."	Show the children the photographs Ph 35-1 and Ph 35-2 Discuss the feeling "worried" and read the story "Tamara Feels Worried."	Show the children the photographs Ph 35-1 and Ph 35-2 Discuss the feeling "worried" and read the story "Tamara Feels Worried."	Show the children the photographs Ph 35-1 and Ph 35-2 Discuss the feeling "worried" and read the story "Tamara Feels Worried."
Thursday			
Friday Children will demonstrate behavioral self-control in response to verbal cues.	Send home the Compliment List with the PATHS Kid for today Ask children about their specific worries.	Send home the Compliment List with the Kids PATHS for today Ask children about their specific worries.	Send home the Compliment List with the Kids PATHS for today Ask children about their specific worries.




PATHS Lesson Plan

Lesson Name: Disappointed


Week: May 6 - 10, 2019

Lesson Number: 36

Day of the Week/ Objectives	Crème Prep	Transitional Kindergarten	Private Kindergarten
Monday To define the word "disappointed."	Use the turtle and dog puppet to introduce the lesson.	Use the turtle and dog puppet to introduce the lesson.	Use the turtle and dog puppet to introduce the lesson.
Tuesday			
Wednesday To illustrate that different people have different feelings.	Add the feeling "disappointed" to the Feeling Chart. Use the Dr 36-1 to Dr 36-3 to discuss this feeling.	Add the feeling "disappointed" to the Feeling Chart. Use the Dr 36-1 to Dr 36-3 to discuss this feeling.	Add the feeling "disappointed" to the Feeling Chart. Use the Dr 36-1 to Dr 36-3 to discuss this feeling.
Thursday			
Friday To promote cause-effect thinking.	Send the Compliment List home with the Kids PATHS for today Give examples of different situations and ask them if they would feel disappointed.	Send the Compliment List home with the Kids PATHS for today Give examples of different situations and ask them if they would feel disappointed.	Send the Compliment List home with the Kids PATHS for today Give examples of different situations and ask them if they would feel disappointed.



Crème de la Crème®
Early Learning Centers of Excellence®



PATHS Lesson Plan

Lesson Name: Jealous

Week: May 13 - 17, 2019

Lesson Number: 37

Day of the Week/ Objectives	Crème Prep	Transitional Kindergarten	Private Kindergarten
Monday To define the emotion "jealous."	Use the turtle and hedgehog puppets to introduce this lesson. Discuss the lesson	Use the turtle and hedgehog puppets to introduce this lesson. Discuss the lesson	Use the turtle and hedgehog puppets to introduce this lesson. Discuss the lesson
Tuesday			
Wednesday To provide examples of situational contexts in which jealousy occurs.	Read "Jerry Feels Jealous" with the PATHS Kid holding up the pictures.	Read "Jerry Feels Jealous" with the PATHS Kid holding up the pictures. Discuss the story	Read "Jerry Feels Jealous" with the PATHS Kid holding up the pictures. Discuss the story
Thursday			
Friday Children will informally learn that some problems don't have immediate solutions.	Send home the parent letter. Continue to send the Compliment List home with the PATHS Kid for today. Review the main points of the story "Jerry Feels Jealous"	Send home the parent letter. Continue to send the Compliment List home with the PATHS Kid for today. Review the main points of the story "Jerry Feels Jealous"	Send home the parent letter. Continue to send the Compliment List home with the PATHS Kid for today. Review the main points of the story "Jerry Feels Jealous"