


PATHS Lessons 37-38

Lesson : Jealous and Furious

Week: May 6-10, 2019

Day of the Week/Objective	Gard 3	Crème Prep	Transitional Kindergarten
<p>Monday To define the emotion "jealous."</p>	<p>Use the turtle and hedgehog puppets to introduce this lesson. Discuss the lesson</p>	<p>Use the turtle and hedgehog puppets to introduce this lesson. Discuss the lesson</p>	<p>Use the turtle and hedgehog puppets to introduce this lesson. Discuss the lesson</p>
<p>Tuesday To provide examples of situational contexts in which jealousy occurs.</p>	<p>Read "Jerry Feels Jealous" with the PATHS Kid holding up the pictures.</p>	<p>Read "Jerry Feels Jealous" with the PATHS Kid holding up the pictures. Discuss the story</p>	<p>Read "Jerry Feels Jealous" with the PATHS Kid holding up the pictures. Discuss the story</p>
<p>Wednesday To define the emotion "furious."</p>	<p>Use the turtle and hedgehog puppets to introduce this lesson.</p>	<p>Use the turtle and hedgehog puppets to introduce this lesson.</p>	<p>Use the turtle and hedgehog puppets to introduce this lesson.</p>
<p>Thursday To provide visual representations of feeling furious.</p>	<p>Have the PATHS Kid for today place the "furious" Feeling Face on the chart. Use the Dr 38-1 and Dr 38-2 to point out features that indicate strong anger.</p>	<p>Have the PATHS Kid for today place the "furious" Feeling Face on the chart. Use the Dr 38-1 and Dr 38-2 to point out features that indicate strong anger.</p>	<p>Have the PATHS Kid for today place the "furious" Feeling Face on the chart. Use the Dr 38-1 and Dr 38-2 to point out features that indicate strong anger.</p>
<p>Friday To informally learn that some problems don't have immediate solutions.</p>	<p>Read Part 2, "Bobby Feels Furious" Continue to send the Compliment List home with the PATHS Kid for Today.</p>	<p>Read Part 2, "Bobby Feels Furious" Continue to send the Compliment List home with the PATHS Kid for Today.</p>	<p>Read Part 2, "Bobby Feels Furious" Continue to send the Compliment List home with the PATHS Kid for Today.</p>




PATHS Lesson 39

Lesson : Guilty

Week: May 13-17, 2019

Day of the Week/ Objective	Gard 3	Crème Prep	Transitional Kindergarten
Monday To define the feeling "guilty."	Use the turtle and hedgehog puppets to introduce this lesson. Explain the children "Guilty" is not a comfortable feeling at all.	Use the turtle and hedgehog puppets to introduce this lesson. Explain the children "Guilty" is not a comfortable feeling at all.	Use the turtle and hedgehog puppets to introduce this lesson. Explain the children "Guilty" is not a comfortable feeling at all.
Tuesday			
Wednesday To help children to recognize the facial expressions and body postures associated with feeling guilty.	Use the Dr 39-1 to Dr 39-3 and Ph 39-1 and Ph 39-2 to show the children people who look guilty. Point out the features that indicate guilty feelings.	Use the Dr 39-1 to Dr 39-3 and Ph 39-1 and Ph 39-2 to show the children people who look guilty. Point out the features that indicate guilty feelings.	Use the Dr 39-1 to Dr 39-3 and Ph 39-1 and Ph 39-2 to show the children people who look guilty. Point out the features that indicate guilty feelings.
Thursday			
Friday To listen to and understand the third part of a continuing story.	Read Part 3, "Jerry Feels Guilty" Continue to send the Compliment List home with the PATHS Kid for Today.	Read Part 3, "Jerry Feels Guilty" Discuss the story Continue to send the Compliment List home with the PATHS Kid for Today.	Read Part 3, "Jerry Feels Guilty" Discuss the story Continue to send the Compliment List home with the PATHS Kid for Today.




PATHS Lesson 40

Lesson : Generous

Week: May 20-24, 2019

Day of the Week/ Objective	Gard 3	Crème Prep	Transitional Kindergarten
Monday To define the feeling "generous."	The turtle and hedgehog puppets will be used in this lesson. Have the children show drawings Dr 40-1 and Dr 40-2 and photographs Ph 40-1 and Ph 40-2	The turtle and hedgehog puppets will be used in this lesson. Have the children show drawings Dr 40-1 and Dr 40-2 and photographs Ph 40-1 and Ph 40-2	The turtle and hedgehog puppets will be used in this lesson. Have the children show drawings Dr 40-1 and Dr 40-2 and photographs Ph 40-1 and Ph 40-2
Tuesday			
Wednesday To provide examples of things that might make people feel generous.	Play "Mother, May I"	Acts of Kindness	Acts of Kindness
Thursday			
Friday To be exposed to the idea of feeling generous.	Send home the parent handout. Continue to send the Compliment List home with the PATHS Kid for Today. Emotion-Sharing Session 5	Send home the parent handout. Continue to send the Compliment List home with the PATHS Kid for Today. Emotion-Sharing Session 5	Send home the parent handout. Continue to send the Compliment List home with the PATHS Kid for Today. Emotion-Sharing Session 5



PATHS Lessons 41-44 Lesson : School Review, Saying Goodbye, Ending, and Transitioning/ PATHS Party
Week: May 27-31, 2019

Day of the Week/ Objective	Gard 3	Crème Prep	Transitional Kindergarten
Monday			
Tuesday To help children think about the concepts of endings and transitions. To help children understand the concept of loss.	Use the turtle and hedgehog puppets to introduce this lesson Sing "New Friends Everywhere" Play Musical Feelings Have the PATHS Kid for Today to distribute the Feeling Faces sets to the children. Review the feelings taught in Unit 8 Things I Learned at School Book	Use the turtle and hedgehog puppets to introduce this lesson Sing "New Friends Everywhere" Play Musical Feelings Review the Unit 8 Review the words covered in PATHS and the feelings taught in Unit 8 Things I Learned at School Book	Use the turtle and hedgehog puppets to introduce this lesson Sing "New Friends Everywhere" Play Musical Feelings Review the words covered in PATHS and the feelings taught in Unit 8 Things I Learned at School Book
Wednesday To help children actively problem-solve coping with the loss of an attachment.	Thumbprints Autograph Book Send home the Compliment List with the PATHS Kid for Today and invitations to parents for the PATHS party. Play "Copy the Feelings"	Thumbprints Autograph Book Send home the Compliment List with the PATHS Kid for Today and invitations to parents for the PATHS party. Play "Copy the Feelings"	Thumbprints Autograph Book Send home the Compliment List with the PATHS Kid for Today and invitations to parents for the PATHS party. Play "Copy the Feelings"
Thursday To review what has been learned in PATHS.	Send home a collection of the children's compliments from throughout the year. Summarize the plans for the party.	Send home a collection of the children's compliments from throughout the year. Summarize the plans for the party.	Send home a collection of the children's compliments from throughout the year. Summarize the plans for the party.
Friday To say goodbye to one another.	PATHS Party Hand out the awards.	PATHS Party Hand out the awards.	PATHS Party Hand out the awards.