

**Theme:** Summer Camp Kick-Off

**Enrichment:** Art

**Week:** June 3, 2019

Day of the Week	Gard 2	Gard 3	Crème Prep	Transitional Kindergarten	Private Kindergarten	Objectives
<b>Monday</b>	<b>Collage Day</b> Create your own designs	<b>Collage Day</b> Create your own designs	<b>Collage Day</b> Create your own designs	<b>Collage Day</b> Create your own designs	<b>Collage Day</b> Create your own designs	Children will use many different medium to create their own work.
<b>Tuesday</b>	<b>Chalk Play</b> Create drawings using sidewalk chalk.	<b>Chalk Play</b> Create drawings using sidewalk chalk.	<b>Chalk Play</b> Create drawings using sidewalk chalk.	<b>Chalk Play</b> Create drawings using sidewalk chalk.	<b>Chalk Play</b> Create drawings using sidewalk chalk.	Children will create with sidewalk chalk.
<b>Wednesday</b>	<b>Easel Painting</b> Create own painting on the easel.	<b>Easel Painting</b> Create own painting on the easel.	<b>Easel Painting</b> Create own painting on the easel.	<b>Easel Painting</b> Create own painting on the easel.	<b>Easel Painting</b> Create own painting on the easel.	Children will create with paint on the easel standing.
<b>Thursday</b>	<b>Bead Bracelets</b> Create own bracelets with color changing beads and regular beads.	<b>Bead Bracelets</b> Create own bracelets with color changing beads and regular beads.	<b>Bead Bracelets</b> Create own bracelets with color changing beads and regular beads.	<b>Bead Bracelets</b> Create own bracelets with color changing beads and regular beads.	<b>Bead Bracelets</b> Create own bracelets with color changing beads and regular beads.	Children will work on small motor skills of beading string.
<b>Friday</b>	<b>Sensory Day</b> Cloud Dough	<b>Sensory Day</b> Cloud Dough	<b>Sensory Day</b> Cloud Dough	<b>Sensory Day</b> Cloud Dough	<b>Sensory Day</b> Cloud Dough	Children will enhance sensory motor skills.



**Theme: Summer Camp Kick-Off**

**Enrichment: Creative Movement**

**Week: June 3, 2019**

Day of the Week	Gard 2	Gard 3	Crème Prep	Transitional Kindergarten
<b>Monday</b>	<p><b>Popcorn Song</b> Dance where children act like popcorn being sizzled and then popped</p> <p>Obj: Develop creative thinking and large motor skills</p>	<p><b>Zippity Doo Da</b> Use rhythm sticks to copy movements and rhythms as we sing along</p> <p>Obj: Develop listening skills and rhythm and coordination</p>	<p><b>Dance Medley</b> Learn a series of dances and change styles of dance when the music changes</p> <p>Obj: Develop large motor skills and creativity through movement</p>	<p><b>Fun, Fun, Fun</b> Move our bodies to the directions of the song dancing and exercising at the same time</p> <p>Obj: Develop large motor skills</p>
<b>Tuesday</b>	<p><b>Skinamarink</b> Move hands and arms to show the different actions happening in the song</p> <p>Obj: Develop large motor skills with our arms and following directions</p>	<p><b>Animal Parade</b> Children will choose an animal puppet to use in our big parade as we dance in a line around the room</p> <p>Obj: Develop decision making skills and social skills</p>	<p><b>Be a Clown</b> Use scarves to practice juggling like a clown</p> <p>Obj: Develop coordination and large motor skills</p>	<p><b>Carousel Waltz</b> Children hold scarves and form a circle with their friends. We then walk in a circle like a carousel</p> <p>Obj: Develop social skills and coordination as a group</p>
<b>Wednesday</b>	<p><b>Colors and Corners</b> Children will match the colored items in the middle of the room with the hoops in each corner of the room while doing large motor exercises</p> <p>Obj: Develop color recognition and large motor skills</p>	<p><b>Colors and Corners</b> Children will match the colored items in the middle of the room with the hoops in each corner of the room while doing large motor exercises</p> <p>Obj: Develop color recognition and large motor skills</p>	<p><b>Limbo Rock</b> Children will bend backwards at the waist to go under a limbo bar while dancing to these fun songs</p> <p>Obj: Develop coordination and large motor skills</p>	<p><b>Limbo Rock</b> Children will bend backwards at the waist to go under a limbo bar while dancing to these fun songs</p> <p>Obj: Develop coordination and large motor skills</p>
<b>Thursday</b>	<p><b>Sticky Bubble Gum</b> Pretend to chew bubble gum, blow a bubble, and have the gum get stuck to our own bodies and stuck to friends</p> <p>Obj: Develop social skills and imagination</p>	<p><b>Castle Flags</b> Use scarves to represent flags as we wave them around the classroom</p> <p>Obj: Develop large motor skills and dramatic play</p>	<p><b>Movin' Everyday</b> Do a different action for each day of the week/ skipping, marching, flying...</p> <p>Obj: Develop large motor skills</p>	<p><b>I Like My Hat</b> Children place "hat" or beanbag on different body parts</p> <p>Obj: Develop self awareness</p>
<b>Friday</b>	<p><b>Fun Friday Stations</b> Rotate to 3-4 stations where children will participate in different activities</p> <p>Obj: Work on skills we have developed throughout the week</p>	<p><b>Fun Friday Stations</b> Rotate to 3-4 stations where children will participate in different activities</p> <p>Obj: Work on skills we have developed throughout the week</p>	<p><b>Fun Friday Stations</b> Rotate to 3-4 stations where children will participate in different activities</p> <p>Obj: Work on skills we have developed throughout the week</p>	<p><b>Fun Friday Stations</b> Rotate to 3-4 stations where children will participate in different activities</p> <p>Obj: Work on skills we have developed throughout the week</p>

**Theme:** Summer Kick Off

**Enrichment:** Computers

**Week:** June 3, 2019

Day of the Week		Gard 2	Gard 3	Crème Prep	Transitional Kindergarten	Private Kindergarten	Listening Center
Monday		Jumpstart Toddlers OBJ: number recognition ABC Mouse	Reader Rabbit Starship Tales OBJ: letter recognition ABC Mouse	Clifford's Musical Memory OBJ: memory skills ABC Mouse	Science Blaster Jr. OBJ: ordering by size ABC Mouse	Bailey's Book House OBJ: sight word recognition ABC Mouse	This Old Man Is Rocking On
Tuesday		Booh Bah Wiggle And Giggle OBJ: mouse control ABC Mouse	Elmo's World OBJ: color & shape recognition ABC Mouse	Gordi's Enchanted Playroom OBJ: shadow matching ABC Mouse	Reader Rabbit Learn To Read OBJ: sight word recognition ABC Mouse	Jumpstart Reading 1 <sup>st</sup> Grade OBJ: reading skills ABC Mouse	
Wednesday		Winnie The Pooh OBJ: shape & color recognition ABC Mouse	Clifford Musical Memory OBJ: memory skills ABC Mouse	Sammy Science OBJ: putting things in order ABC Mouse	Writing & Creativity OBJ: word recognition ABC Mouse	Writing & Creativity OBJ: sight word recognition ABC Mouse	This Old Man Is Rocking On
Thursday		Caillou Colors & Shapes OBJ: color recognition ABC Mouse	Gordi's Enchanted Playroom OBJ: comparing objects ABC Mouse	Muppet's Sound Patterns OBJ: following a pattern ABC Mouse	I Spy Junior OBJ: finding objects ABC Mouse	Kitty Luv OBJ: mouse control ABC Mouse	
Friday		Monster Clubhouse OBJ: size recognition ABC Mouse	Trudy's Time & Place OBJ: time recognition ABC Mouse	Clifford's Phonics OBJ: sight word recognition ABC Mouse	Clifford's Phonics OBJ: sight word recognition ABC Mouse	Puppy Luv OBJ: mouse control ABC Mouse	This Old Man Is Rocking On

**Theme: Summer Kick-Off**

**Enrichment: Music**

**Week: June 3, 2019**

Day of the Week	Gard 2	Gard 3	Crème Prep	Transitional Kindergarten	Private Kindergarten	CDs Needed
Monday	Rock-a-Tot Music I'm A Little Teapot Bunny Hop OBJ: fun dancing	Rules of Classroom Rap Mary Mack Song Blues Movers OBJ: learn about blues music	Rules of Classroom Rap Mary Mack Song Blues Movers OBJ: learn about blues music	Rockin Records Freeze Dance Red song OBJ: learn about rock-n-roll music	Field Trips Water Park	DLM CD Soundplay CD
Tuesday	Let's Go To Market La Bamba Dance OBJ: fun dancing and singing	Twinkle, Twinkle, Little Star La Cucaracha Dance OBJ: have fun dancing and singing	Hello Song Drum Beat Song Bunny Hop Chicken Dance OBJ: have fun dancing	Jazz On A Saturday Night Walk to Jazz Music OBJ: learn about Jazz music	Field Trips Water Park	DLM CD Soundplay CD
Wednesday	Twinkle, Twinkle, Little Star Sing/dance Nursery Rhyme ABC OBJ: experience ABCs to song	BINGO La Bamba Dance OBJ: fun dancing and singing to fast songs	Boogie Woogie Dance Art pictures of musicians OBJ: learn about musicians	Blues & Jazz music Twinkle, Twinkle, Little Star Blues Movers on soundplay OBJ: learn about blues music	Water Park	
Thursday	Wheels On Bus songbook Dance to Jazz OBJ: experience jazz	May There Always Be Sunshine You Are My Sunshine Dance to Yellow Submarine OBJ: learn happy songs	Mood of music Jazz Twinkle, Twinkle, Little Star OBJ: learn about mood in music	La Bamba Dance Beat in music OBJ: counting the beat	Water Park	DLM CD
Friday	Hallo Song Chicken Dance Bunny Hop La Bamba OBJ: have fun dancing	Child's Favorite Song Wiggle Song OBJ: enjoy singing together	Review treble clef Learn piano keyboard OBJ: learn to read notes	Review treble clef Dance music OBJ: recognize music notes	Water Park	DLM CD

Theme: Summer camp Kickoff

Enrichment: Math and Science

Week:6/3/2019

	Monday	Tuesday	Wednesday	Thursday	Friday	Objectives
--	--------	---------	-----------	----------	--------	------------

Gard 2

Memorial Day	<ul style="list-style-type: none"> <li>Counting</li> <li>Exploring numbers</li> <li>Reading time</li> <li>Playing with bubbles</li> </ul>	<ul style="list-style-type: none"> <li>Counting</li> <li>Exploring numbers</li> <li>Reading time</li> <li>Catching carbon dioxide</li> </ul>	<ul style="list-style-type: none"> <li>Counting</li> <li>Exploring numbers</li> <li>Reading time</li> <li>Playing with density</li> </ul>	Chef it Up	<ul style="list-style-type: none"> <li>Uses a variety of materials and activities for sensory experience and exploration</li> <li>Describes position and motion of objects</li> </ul>
--------------	---	--	---	------------	---

Gard 3

Memorial Day	Introduction to atoms and molecules Molecule Prints (bubble prints)	Catching carbon dioxide: baking soda and vinegar experiment	Learning about density	Chef it Up	<ul style="list-style-type: none"> <li>Gets familiar with concepts of atoms and molecules</li> <li>Observes chemical reactions</li> <li>Observes that different substances have different densities</li> </ul>
--------------	--	---	------------------------	------------	--

Creme Prep

Memorial Day	Introduction to atoms and molecules Molecule Prints (bubble prints)	Catching carbon dioxide: baking soda and vinegar experiment	Learning about density	Chef it Up	<ul style="list-style-type: none"> <li>Gets familiar with concepts of atoms and molecules</li> <li>Observes chemical reactions</li> <li>Observes that different substances have different densities</li> </ul>
--------------	--	---	------------------------	------------	--

Theme: Festival Fun

Enrichment: Art




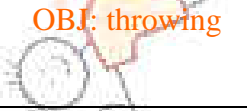
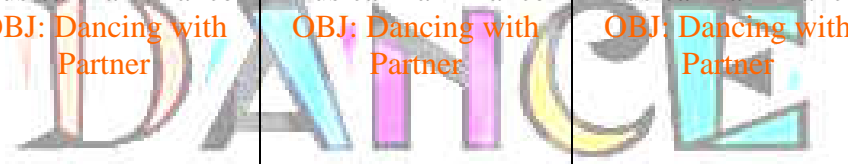






Week: June 10, 2019

Day of the Week	Gard 2	Gard 3	Crème Prep	Transitional Kindergarten	Private Kindergarten	Objectives
Monday	<b><u>Clown Shapes</u></b> Create a clown out of different shapes	<b><u>Clown Shapes</u></b> Create a clown out of different shapes	<b><u>Clown Shapes</u></b> Create a clown out of different shapes	<b><u>Clown Shapes</u></b> Create a clown out of different shapes	<b><u>Clown Shapes</u></b> Create a clown out of different shapes	Students will create with shapes.
Tuesday	<b><u>Popcorn</u></b> Use cotton balls and watercolor to create a popcorn craft.	<b><u>Popcorn</u></b> Use cotton balls and watercolor to create a popcorn craft.	<b><u>Popcorn</u></b> Use cotton balls and watercolor to create a popcorn craft.	<b><u>Popcorn</u></b> Use cotton balls and watercolor to create a popcorn craft.	<b><u>Popcorn</u></b> Use cotton balls and watercolor to create a popcorn craft.	Students will develop fine motor skills from cutting and pasting.
Wednesday	<b><u>Puffy Paint Cotton Candy</u></b> Make puffy paint to look like cotton candy and paint with it.	<b><u>Puffy Paint Cotton Candy</u></b> Make puffy paint to look like cotton candy and paint with it.	<b><u>Puffy Paint Cotton Candy</u></b> Make puffy paint to look like cotton candy and paint with it.	<b><u>Puffy Paint Cotton Candy</u></b> Make puffy paint to look like cotton candy and paint with it.	<b><u>Puffy Paint Cotton Candy</u></b> Make puffy paint to look like cotton candy and paint with it.	Students will paint with texture.
Thursday	<b><u>Carnival Masks</u></b> Decorate own mask for a carnival.	<b><u>Carnival Masks</u></b> Decorate own mask for a carnival.	<b><u>Carnival Masks</u></b> Decorate own mask for a carnival.	<b><u>Carnival Masks</u></b> Decorate own mask for a carnival.	<b><u>Carnival Masks</u></b> Decorate own mask for a carnival.	Students will use a variety of materials to create.
Friday	<b><u>Sensory Day</u></b> Play Dough	<b><u>Sensory Day</u></b> Play Dough	<b><u>Sensory Day</u></b> Play Dough	<b><u>Sensory Day</u></b> Play Dough	<b><u>Sensory Day</u></b> Play Dough	Students will develop fine motor skill through play.

**Theme:** Festival Fun

**Enrichment:** Creative Movement

**Week:** June 10, 2019

Day of the Week	Gard 2	Gard 3	Crème Prep	Transitional Kindergarten	Summer Camp	CDs Needed
Monday	WATER PARK	Parade: Adventurobics OBJ: Scooter slowly, following the leader 	Parade: Adventurobics OBJ: Scooter slowly, follow as a float 	Parade: Adventurobics OBJ: Scooter slowly, follow as a float 	Water Park	
Tuesday	Carnival Game OBJ: Hand-eye coordination, throw & toss	Carnival Game Ring Toss, Bean Bag OBJ: Throwing with aim 	Carnival Game Bean Bag, Rings, Ball Toss OBJ: throwing 	Carnival Games Bean bags, rings, ball toss OBJ: throwing 	Water Park	
Wednesday	Barn Dance (Cotton Eye Joe, Virginia Reel) OBJ: move to music with bandana	Musical Barn Dance OBJ: Dancing with Partner 	Musical Barn Dance OBJ: Dancing with Partner	Musical Barn Dance OBJ: Dancing with Partner	Water Park	
Thursday	WATER PARK	World Festival Dances: Mexico OBJ: Group Dancing 	World Festival Dances: Mexico, China OBJ: Group Dancing 	World Festival Dances: Mexico, China, India, Greek OBJ: Group Dancing 	Water Park	
Friday	Carousel Clowns OBJ: Scarf Dancing	Carousel Clowns OBJ: Dancing with Scarves 	Carousel Clowns OBJ: Dancing with Scarves 	Carousel Clowns OBJ: Dancing and juggling with Scarves 	Water Park	

**Theme:** Festival Fun

**Enrichment:** Computers

**Week:** June 10, 2019

Day of the Week		Gard 2	Gard 3	Crème Prep	Transitional Kindergarten	Private Kindergarten	Listening Center
Monday		Winnie The Pooh OBJ: color & shape recognition ABC Mouse	Blue's Clues OBJ: number recognition ABC Mouse	Blue's Clues OBJ: number recognition ABC Mouse	Jumpstart Kindergarten OBJ: letter recognition ABC Mouse	Jumpstart Kindergarten OBJ: letter recognition ABC Mouse	Piñata Party
Tuesday		Jumpstart Toddlers OBJ: color & shape recognition ABC Mouse	More Bugs in Boxes OBJ: size recognition ABC Mouse	More Bugs In Boxes OBJ: size recognition ABC Mouse	Kid Works Deluxe OBJ: to create a picture using a variety of items ABC Mouse	Kid Works Deluxe OBJ: to create a picture using a variety of items ABC Mouse	
Wednesday		Arthur's Reading Race OBJ: letter recognition ABC Mouse	Muppets Sorting & Ordering OBJ: to match according to attributes ABC Mouse	Muppets Sorting & Ordering OBJ: match objects according to attributes ABC Mouse	Beginning Sounds OBJ: phonemic awareness ABC Mouse	Beginning Sounds OBJ: phonemic awareness ABC Mouse	Piñata Party
Thursday		Reader Rabbit Toddlers OBJ: size recognition ABC Mouse	Muppets Same & Different OBJ: pattern recognition ABC Mouse	Muppets Same & Different OBJ: pattern recognition ABC Mouse	Jumpstart Animal Adventure OBJ: science exploration ABC Mouse	Jumpstart Animal Adventure OBJ: animal habitats ABC Mouse	
Friday		Just Grandma & Me OBJ: mouse control ABC Mouse	I Spy Junior OBJ: memory recall ABC Mouse	I Spy Junior OBJ: memory recall ABC Mouse	Toony The Loons Lagoon OBJ: addition ABC Mouse	Toony The Loons Lagoon OBJ: addition ABC Mouse	Piñata Party



**Theme:** Festival Fun

**Enrichment:** Music

**Week:** June 10, 2019

Day of the Week	Gard 2	Gard 3	Crème Prep	Transitional Kindergarten	Summer Camp	CDs Needed
Monday	Hello Song Happy Birthday Song We Can Dance OBJ: have fun singing and dancing	Hello Song Happy Birthday Song We Can Dance OBJ: have fun singing and dancing	Musical Scarves Grand Ole Flag Red, White, Blue song OBJ: marching to the tempo	Musical Scarves Grand Ole Flag Red, White, Blue song OBJ: marching to the tempo	Water Park	
Tuesday	If You're Happy & You Know It Play Your Instruments OBJ: sounds of instruments	If You're Happy & You Know It Play Your Instruments OBJ: sounds of instruments	Clap Hands Do Re Mi song Good Ship Lollipop Dance OBJ: dancing to the upbeat rhythm	Clap Hands Do Re Mi song Good Ship Lollipop Dance OBJ: dancing to the upbeat rhythm	Water Park	
Wednesday	The World Is A Rainbow Rain Sticks Over The Rainbow OBJ: colors in songs	The World Is A Rainbow Rain Sticks Over The Rainbow OBJ: colors in songs	Hello Song La Cucaracha Dance La Bamba Mama Had A Dancing Heart OBJ: dancing fun	Hello Song La Cucaracha Dance La Bamba Mama Had A Dancing Heart OBJ: dancing fun	Water Park	
Thursday	You Are My Sunshine Fun In The Summertime 5 Little Hot Dogs OBJ: dancing	You Are My Sunshine Fun In The Summertime 5 Little Hot Dogs OBJ: dancing	Jim Gill Sunshine Song Hands Are For Clapping OBJ: learn about rhythm	Jim Gill Sunshine Song Hands Are For Clapping OBJ: learn about rhythm	Water Park	
Friday	Grand Old Flag Red, White, Blue March OBJ: marching to the tempo	Grand Old Flag Red, White, Blue March OBJ: marching to the tempo	Bongo & Drums Music from Africa OBJ: learn about drum beats	Bongo & Drums Music from Africa OBJ: learn about drum beats	Water Park	

	Lunes	Martes	Miércoles	Jueves	Viernes
<b>Vocabulary</b>	<b>*Today's Word: fiesta (party)</b>	<b>*Today's Word: cumpleaños (birthday)</b>	<b>*Today's Word: carnaval (carnival)</b>	<b>*Today's Word: circo (circus)</b> circo, carpa, acróbatas, payasos	<b>*Today's Word: Review</b>
<b>Gard 2</b>	Children learn about celebrations and have fun dancing at a party. <i>Party Vocabulary.</i>	Children decorate a "birthday cake" and count the candles on their cake. <i>Party Vocabulary..</i>	Children make a carnival mask and have a "parade" in the classroom.	Children make a circus tent and discuss the fun things they see at the circus. <i>*Objective: To reinforce Spanish vocabulary related to the theme.</i>	Children play a carousel game and discuss the rides at the fair. <i>*Objective: To engage in group discussion.</i>
<b>Gard 3</b>	Children learn that parties are celebrations or reunions to get together with friends and family. <i>Party Vocabulary.</i>	Children count the candles on their "birthday cake" and decorate it. <i>Party Vocabulary..</i>	Children engage in group activity by participating in a "carnival parade" after decorating carnival masks.	Children decorate a circus tent and learn Spanish vocabulary related to circus. <i>*Objective: To reinforce Spanish vocabulary through hands-on activities.</i>	Children play a carousel game and discuss the rides at the fair. <i>*Objective: To review Spanish vocabulary on the subject and have fun.</i>
<b>Creme Prep</b>	Children discuss the things they do at a party and the different types of celebrations. <i>Party Vocabulary.</i>	Children practice Spanish number words as they decorate a "birthday cake". <i>Party Vocabulary.</i>	Children decorate carnival masks and participate of a carnival "parade"	Children learn Spanish vocabulary related to the theme by decorating a circus tent. <i>*Objective: To promote hands-on activities while reviewing Spanish target words.</i>	Children play a carousel game and discuss the rides at the fair. <i>*Objective: To increase Spanish vocabulary.</i>
<b>Transitional Kindergarten</b>	Children discuss celebrations and different ways to celebrate a party. <i>Party Vocabulary.</i>	Children count the candles on their "birthday cake" and decorate their cake. <i>Party Vocabulary..</i>	Children engage in a carnival "parade" wearing the masks they have decorated.	Children review Spanish target words by decorating a circus tent. <i>*Objective: To practice Spanish vocabulary and have fun in Spanish.</i>	Children play a carousel game and discuss the rides at the fair. <i>*Objective: To promote Spanish vocabulary through group activities.</i>
<b>Kindergarten</b>	SUMMER CAMP WATER PARK	SUMMER CAMP WATER PARK	SUMMER CAMP WATER PARK	SUMMER CAMP WATER PARK	SUMMER CAMP WATER PARK
<b>Read Aloud Time</b>	"La fiesta"	"Diego cumple cinco años"		"Diversión en el circo"	"Monstruosa, la montaña rusa"
<b>Songs</b>		"Feliz cumpleaños"	"Es carnaval"	"Había una vez, un circo"	
<b>Rhymes &amp; fingerplays</b>					

Morning Message

¡Vamos todos a la fiesta!

¿Cuántos años cumples?

Hacemos máscaras divertidas.

Nos divertimos mucho en el circo.

Nos subimos en los juegos de la feria.

	Monday	Tuesday	Wednesday	Thursday	Friday	Objectives
Gard 2	<ul style="list-style-type: none"> <li>Counting</li> <li>Exploring numbers</li> <li>Reading time: "You see a circus, I see..."</li> <li>Students and teacher will talk about carnivals and festivals</li> <li>Students will play ring toss</li> </ul>	<ul style="list-style-type: none"> <li>Counting</li> <li>Exploring numbers</li> <li>Reading time: "Where do balloons go?"</li> <li>Students play with balloons</li> </ul>	<ul style="list-style-type: none"> <li>Counting</li> <li>Exploring numbers</li> <li>Reading time: "Popcorn"</li> <li>Students play bean bag toss</li> </ul>	Chef it Up	<ul style="list-style-type: none"> <li>Counting</li> <li>Exploring numbers</li> <li>Reading time</li> <li>Students play with bubbles outside</li> </ul>	<ul style="list-style-type: none"> <li>Investigates that things move in different ways such as fast, slow, etc.</li> <li>Observes that a push or a pull can change the way an object is moving</li> <li>Recognizes and compares distances</li> </ul>
Gard 3	<ul style="list-style-type: none"> <li>Students listen to "You see a circus, I see..."</li> <li>Students and teacher will talk about carnivals and festivals</li> <li>Students will play ring toss</li> </ul>	<ul style="list-style-type: none"> <li>Students listen to</li> <li>Students discuss ways that balloons can go up in the air</li> <li>Students play with balloons</li> </ul>	<ul style="list-style-type: none"> <li>Students listen to "Popcorn"</li> <li>Students observe and discuss how balls move when tossed on a parachute</li> </ul>	Chef it Up	<ul style="list-style-type: none"> <li>Students will observe how a pull can change the way an object moves</li> <li>Students measure how far can they sling a rubber chicken</li> </ul>	<ul style="list-style-type: none"> <li>Counts by 10's to 100</li> <li>Investigates that things move in different ways such as fast, slow, etc.</li> <li>Observes that a push or a pull can change the way an object is moving</li> <li>Recognizes and compares distances</li> </ul>
Crème Prep	<ul style="list-style-type: none"> <li>Students listen to "You see a circus, I see..."</li> <li>Students and teacher will talk about carnivals and festivals</li> <li>Students will play ring toss</li> </ul>	<ul style="list-style-type: none"> <li>Students listen to "Where do balloons go?"</li> <li>Students discuss ways that balloons can go up in the air</li> <li>Students play with balloons</li> </ul>	<ul style="list-style-type: none"> <li>Students listen to "Popcorn"</li> <li>Students observe and discuss how balls move when tossed on a parachute</li> </ul>	Chef it Up	<ul style="list-style-type: none"> <li>Students will observe how a pull can change the way an object moves</li> <li>Students measure how far can they sling a rubber chicken</li> </ul>	<ul style="list-style-type: none"> <li>Counts by 10's to 100</li> <li>Investigates that things move in different ways such as fast, slow, etc.</li> <li>Observes that a push or a pull can change the way an object is moving</li> <li>Recognizes and compares distances</li> </ul>

Theme: Walk On The Wild Side

Enrichment: Art

Week: June 17, 2019

Day of the Week	Gard 2	Gard 3	Crème Prep	Transitional Kindergarten	Private Kindergarten	Objectives
Monday	<b><u>Hand Print Crabs</u></b> Create a crab out of students hands.	<b><u>Hand Print Crabs</u></b> Create a crab out of students' hands. Decorate the background.	<b><u>Hand Print Crabs</u></b> Create a crab out of students' hands. Decorate the background.	<b><u>Hand Print Crabs</u></b> Create a crab out of students' hands. Decorate the background.	<b><u>Hand Print Crabs</u></b> Create a crab out of students' hands. Decorate the background.	Students will create art out of their handprints.
Tuesday	<b><u>Paper Plate Sea Horse</u></b> Make a sea horse out of a paper plate add sand to the paint for texture.	<b><u>Paper Plate Sea Horse</u></b> Make a sea horse out of a paper plate add sand to the paint for texture.	<b><u>Paper Plate Sea Horse</u></b> Make a sea horse out of a paper plate add sand to the paint for texture.	<b><u>Paper Plate Sea Horse</u></b> Make a sea horse out of a paper plate add sand to the paint for texture.	<b><u>Paper Plate Sea Horse</u></b> Make a sea horse out of a paper plate add sand to the paint for texture.	Students will paint with texture.
Wednesday	<b><u>Coffee Filter Jelly Fish</u></b> Mark a coffee filter with markers staple together add streamers.	<b><u>Coffee Filter Jelly Fish</u></b> Mark a coffee filter with markers staple together add streamers.	<b><u>Coffee Filter Jelly Fish</u></b> Mark a coffee filter with markers staple together add streamers.	<b><u>Coffee Filter Jelly Fish</u></b> Mark a coffee filter with markers staple together add streamers.	<b><u>Coffee Filter Jelly Fish</u></b> Mark a coffee filter with markers staple together add streamers.	Students will use a variety of materials to create.
Thursday	<b><u>Animal Stamp Art</u></b> Use the animal stamps to create.	<b><u>Animal Stamp Art</u></b> Use the animal stamps to create.	<b><u>Animal Stamp Art</u></b> Use the animal stamps to create.	<b><u>Animal Stamp Art</u></b> Use the animal stamps to create.	<b><u>Animal Stamp Art</u></b> Use the animal stamps to create.	Students will create with stamps.
Friday	<b><u>Paper Plate Turtle</u></b> Create a turtle from paper plate and construction paper with dotters.	<b><u>Paper Plate Turtle</u></b> Create a turtle from paper plate and construction paper with dotters.	<b><u>Paper Plate Turtle</u></b> Create a turtle from paper plate and construction paper with dotters.	<b><u>Paper Plate Turtle</u></b> Create a turtle from paper plate and construction paper with dotters.	<b><u>Paper Plate Turtle</u></b> Create a turtle from paper plate and construction paper with dotters.	Students will develop fine motor skills through art.

**Theme:** Walk On The Wild Side

**Enrichment:** Creative Movement


**Week:** June 17, 2019

Day of the Week	Gard 2	Gard 3	Crème Prep	Transitional Kindergarten	Summer Camp	CDs Needed
Monday	Gym Time OBJ: Move Like Animals	Young Mac's Farm Adventurobics OBJ: Move like animals	Young Mac's Farm Adventurobics OBJ: Move like animals	Young Mac's Farm Adventurobics OBJ: Move like animals	Water Park	
Tuesday	Funsical Fitness Ocean Voyage OBJ: Move like sea creatures	Funsical Fitness Ocean Voyage OBJ: Move like sea creatures	Funsical Fitness Ocean Voyage OBJ: Move like sea creatures	Funsical Fitness Ocean Voyage OBJ: Move like sea creatures	Water Park	
Wednesday	Funsical Fitness Jungle Journey OBJ: Move like animals	Funsical Fitness Jungle Journey OBJ: Move like animals in a story	Funsical Fitness Jungle Journey OBJ: Dance like animals in narrative	Funsical Fitness Jungle Journey OBJ: Dance like animals in narrative	Water Park	
Thursday	Gym Time OBJ: Move like your pet	Pet Shop OBJ: Partner work with scooter	Pet Shop OBJ: Partner work with scooter, simple path	Pet Shop OBJ: Partner work with scooter, path ways	Water Park	
Friday	New Zoo Review OBJ: Musical Mats with zoo animals	New Zoo Review OBJ: Musical Mats with zoo animals	New Zoo Review OBJ: Musical Mats with zoo animals	New Zoo Review OBJ: Musical Mats with zoo animals	Water Park	

**Theme:** Walk On The Wild Side

**Enrichment:** Computers

**Week:** June 17, 2019

Day of the Week		Gard 2	Gard 3	Crème Prep	Transitional Kindergarten	Private Kindergarten	Listening Center
Monday		My Learning Scrapbook Deluxe OBJ: color recognition ABC Mouse	Curious George Preschool OBJ: shape & color recognition ABC Mouse	Early Learning Sorting & Ordering OBJ: pattern recognition ABC Mouse	Sea Adventure OBJ: problem solving ABC Mouse	Sea Adventure OBJ: problem solving ABC Mouse	Animal Orchestra
Tuesday		Blues Clues ABCs OBJ: letter recognition ABC Mouse	Chicka, Chicka, Boom, Boom OBJ: letter recognition ABC Mouse	Reading Adventure OBJ: sight word recognition ABC Mouse	Bailey's Book House OBJ: sight word recognition ABC Mouse	Bailey's Book House OBJ: sight word recognition ABC Mouse	
Wednesday		Shapes Preschool OBJ: shape & color recognition ABC Mouse	Shapes Preschool OBJ: color & shape recognition ABC Mouse	Millie's Math House OBJ: number recognition ABC Mouse	Millie's Math House OBJ: addition and subtraction ABC Mouse	Millie's Math House OBJ: addition and subtraction ABC Mouse	Animal Orchestra
Thursday		Muppet Babies Foyland Train OBJ: number recognition ABC Mouse	Beginning Sounds OBJ: sound recognition ABC Mouse	Beginning Sounds OBJ: sound recognition ABC Mouse	Sammy's Science House OBJ: problem solving ABC Mouse	Sammy's Science House OBJ: problem solving ABC Mouse	
Friday		Tonka Construction OBJ: mouse control ABC Mouse	Tonka Construction OBJ: mouse control ABC Mouse	Tonka Construction OBJ: mouse control ABC Mouse	I Spy Junior OBJ: eye-hand coordination ABC Mouse	I Spy Junior OBJ: eye-hand coordination ABC Mouse	Animal Orchestra

**Theme:** Walk On The Wild Side

**Enrichment:** Music

**Week:** June 17, 2019

Day of the Week	Gard 2	Gard 3	Crème Prep	Transitional Kindergarten	Summer Camp	CDs Needed
Monday	Five Little Monkeys Monkey Song La De Da Puppet song OBJ: fun with puppets	Down By The Station Zoo Babies OBJ: learn names of animals	Animal Fair One Elephant Tiger Loose OBJ: following the rhythm	Animal Fair Chum Chum Pa Drum Beat Song OBJ: following the rhythm	Water Park	
Tuesday	2 Little Blackbirds Kookabura Penguin Party OBJ: adding actions to words	Play Your Instruments Lead The Band OBJ: play instruments	Native American Flute Elk & Wren Story OBJ: increasing listening skills	Cedar Wood Flute Story Elk and Wren Story Bells: Native American Dance OBJ: increasing listening skills	Water Park	
Wednesday	Play Your Instruments Down By The Station OBJ: identify instruments by their sound	One Elephant song Animal Fair Song Tiger Loose w/rhythm sticks OBJ: copy a rhythm	Native American Story 2 Bears Instruments from different cultures Draw a Bear OBJ: experience native American Stories	Native American Story 2 Bears Instruments from different cultures Draw a Bear OBJ: experience native American Stories	Water Park	
Thursday	This Is My Dance Teddy Bear Hug OBJ: dancing to the tempo	This Is My Dance Teddy Bear Hug OBJ: dance to slow/fast tempos	Play Your Instruments Make a Pretty Sound OBJ: explore sounds of different instruments	Play Your Instruments Make a Pretty Sound OBJ: explore sounds of different instruments	Water Park	
Friday	Down By The Bay 3 Little Monkeys One Elephant OBJ: learn funny animal rhymes	Old MacDonald Rhyme Time OBJ: learn to rhyme in song	Tales of India: Monkey & Partridge Elephant & Dog OBJ: stories/instruments from India	Tales of India: Monkey & Partridge Elephant & Dog OBJ: stories/instruments from India	Water Park	

Day of the Week	Vocabulary	Gard 2	Gard 3	Crème Prep	Transitional Kindergarten	Private Kindergarten	Books/Poems/Fingerplay
<b>Lunes (Monday)</b>	<b>Animales de granja (farm animals)</b>	*Today's Word: <b>Animales de granja (farm animals)</b> *Activity: Children have fun, identifying farm animal sounds, and saying their names in Spanish.	*Today's Word: <b>Animales de granja (farm animals)</b> *Activity: Children have fun, identifying farm animal sounds, and saying their names in Spanish.	*Today's Word: <b>Animales de granja (farm animals)</b> *Activity: Children identify farm animal sounds, say their names in Spanish, and play an animal sound game.	*Today's Word: <b>Animales de granja (farm animals)</b> *Activity: Children identify farm animal sounds, say their names in Spanish, and play an animal sound game.	<b>WATER PARK</b>	*Calendar and Weather. *Song: "La Granja" *Song: "Los Pollitos" *Book: "La Granja"
<b>Martes (Tuesday)</b>	<b>Animales del Océano (ocean animals)</b>	*Today's Word: <b>Animales del Océano (ocean animals)</b> *Activity: Children play with ocean animal stick puzzles, and learn the names of each creature in Spanish.	*Today's Word: <b>Animales del Océano (ocean animals)</b> *Activity: Children play with ocean animal stick puzzles, and learn the names of each creature in Spanish.	*Today's Word: <b>Animales del Océano (ocean animals)</b> *Activity: Children play with ocean animal stick puzzles. They also make an "aquarium".	*Today's Word: <b>Animales del Océano (ocean animals)</b> *Activity: Children play with ocean animal stick puzzles. They also make an "aquarium".	<b>WATER PARK</b>	*Calendar and Weather. *Song: "Un Pulpito" *Song: "The Ocean Blue"
<b>Miércoles (Wednesday)</b>	<b>Animales del Zoológico (zoo animals)</b>	*Today's Word: <b>Animales del Zoológico (zoo animals)</b> *Activity: Children match animal prints with the right	*Today's Word: <b>Animales del Zoológico (zoo animals)</b> *Activity: Children match animal prints with the right zoo animal.	*Today's Word: <b>Animales del Zoológico (zoo animals)</b> *Activity: Children match animal prints with the right zoo animal, and make their own animal print booklet.	*Today's Word: <b>Animales del Zoológico (zoo animals)</b> *Activity: Children match animal prints with the right zoo animal, and make their own animal print booklet.	<b>WATER PARK</b>	*Calendar and Weather. *Song: "Name the Animals" *Book: "Eduardo el Emú"
<b>Jueves (Thursday)</b>	<b>Mascotas (pets)</b>	*Today's Word: <b>Mascotas (pets)</b> *Activity: Children learn that some animals make good pets, some others do not.	*Today's Word: <b>Mascotas (pets)</b> *Activity: Children learn that some animals make good pets, some others do not.	*Today's Word: <b>Mascotas (pets)</b> *Activity: Children learn that some animals make good pets, some others do not. They also match pets with pets' items.	*Today's Word: <b>Mascotas (pets)</b> *Activity: Children learn that some animals make good pets, some others do not. They also match pets with pets' items.	<b>WATER PARK</b>	*Calendar and Weather.
<b>Viernes (Friday)</b>	<b>REVIEW</b>	*Today's Word: <b>REVIEW</b> *Activity: Children play different animal games, and review Spanish vocabulary.	*Today's Word: <b>REVIEW</b> *Activity: Children play different animal games, and review Spanish vocabulary.	*Today's Word: <b>REVIEW</b> *Activity: Children play different animal games, and review Spanish vocabulary.	*Today's Word: <b>REVIEW</b> *Activity: Children play different animal games, and review Spanish vocabulary.	<b>WATER PARK</b>	*Calendar and Weather.



Theme: Walk On The Wild Side

Enrichment: Math and Science

Week June 17, 2019

Monday

Tuesday

Wednesday

Thursday

Friday

Objectives

*Gard 2*

Counting Animals  
(Count number of  
animals shown)

Identify shapes on an  
animal that was drawn  
with various shapes

How many cans of cat  
food does a cat eat in a  
week?  
(Counting to 10 or  
higher)

How many animals can  
you find?  
(Students look for  
specific animals and  
count how many they  
see)

Animal Bloopers Videos  
(students will watch  
short video and then  
share their favorite  
blooper)

- Recognizes common shapes
- Counts up to 10 items
- Uses a variety of art materials for sensory experience & exploration

*Gard 3*

Counting Animals  
Worksheet  
(Count and write the  
correct number of  
animals)

Use shapes to draw  
animals

How many cans of cat  
food does a cat eat in a  
week?  
(Tally and count total  
amount over seven  
days)

Draw zoo animals  
(Students draw different  
number of animals  
residing at a zoo)

Animal Bloopers Videos  
(students will watch  
short video and then  
share their favorite  
blooper)

- Recognizes common shapes
- Collects data and organizes it in a graphic representation
- Counts to 30 or higher
- Uses a variety of art materials for sensory experience & exploration

*Crème  
Prep*

Counting Animals  
Worksheet  
(Count and write the  
correct number of  
animals)

Use Shapes to draw  
animals

How many cans of cat  
food does a cat eat in a  
week?  
(Tally and count total  
amount over seven  
days)

Draw zoo animals  
(Students draw different  
number of animals  
residing at a zoo)

Animal Bloopers Videos  
(students will watch  
short video and then  
share their favorite  
blooper)

- Recognizes common shapes
- Collects data and organizes it in a graphic representation
- Counts to 30 or higher
- Uses a variety of art materials for sensory experience & exploration

Theme: Imagine That!

Enrichment: Art





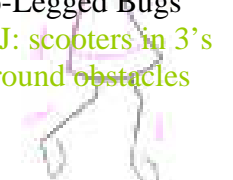
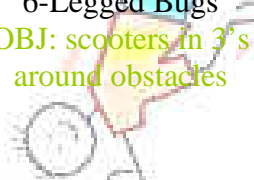




Week: June 24, 2019

Day of the Week	Gard 2	Gard 3	Crème Prep	Transitional Kindergarten	Private Kindergarten	Objectives
Monday	<b><u>Color Walk</u></b> Students will take paint chips outside and try to find matching colors.	<b><u>Color Walk</u></b> Students will take paint chips outside and try to find matching colors.	<b><u>Color Walk</u></b> Students will take paint chips outside and try to find matching colors.	<b><u>Color Walk</u></b> Students will take paint chips outside and try to find matching colors.	<b><u>Color Walk</u></b> Students will take paint chips outside and try to find matching colors.	Students will talk about color shades and find colors in nature.
Tuesday	<b><u>Summer Windmill</u></b> Create a summer windmill out of cardstock pushpins and straws.	<b><u>Summer Windmill</u></b> Create a summer windmill out of cardstock pushpins and straws.	<b><u>Summer Windmill</u></b> Create a summer windmill out of cardstock pushpins and straws.	<b><u>Summer Windmill</u></b> Create a summer windmill out of cardstock pushpins and straws.	<b><u>Summer Windmill</u></b> Create a summer windmill out of cardstock pushpins and straws.	Students will create with a variety of materials.
Wednesday	<b><u>Paint with Sticks</u></b> Students will paint with nature. They will paint with sticks outside.	<b><u>Paint with Sticks</u></b> Students will paint with nature. They will paint with sticks outside.	<b><u>Paint with Sticks</u></b> Students will paint with nature. They will paint with sticks outside.	<b><u>Paint with Sticks</u></b> Students will paint with nature. They will paint with sticks outside.	<b><u>Paint with Sticks</u></b> Students will paint with nature. They will paint with sticks outside.	Students will paint with nature.
Thursday	<b><u>Sensory Day</u></b> <b>Fizzy Cloud Dough</b> Vinegar and 1 C. flour 1 C. baking soda 1/4C. veg oil	<b><u>Sensory Day</u></b> <b>Fizzy Cloud Dough</b> Vinegar and 1 C. flour 1 C. baking soda 1/4C. veg oil	<b><u>Sensory Day</u></b> <b>Fizzy Cloud Dough</b> Vinegar and 1 C. flour 1 C. baking soda 1/4C. veg oil	<b><u>Sensory Day</u></b> <b>Fizzy Cloud Dough</b> Vinegar and 1 C. flour 1 C. baking soda 1/4C. veg oil	<b><u>Sensory Day</u></b> <b>Fizzy Cloud Dough</b> Vinegar and 1 C. flour 1 C. baking soda 1/4C. veg oil	Students will experience a experiment through sensory play.
Friday	<b><u>Leaf Rubbings</u></b> Rub the paper with a leaf under it to create a leaf rubbing.	<b><u>Leaf Rubbings</u></b> Rub the paper with a leaf under it to create a leaf rubbing.	<b><u>Leaf Rubbings</u></b> Rub the paper with a leaf under it to create a leaf rubbing.	<b><u>Leaf Rubbings</u></b> Rub the paper with a leaf under it to create a leaf rubbing.	<b><u>Leaf Rubbings</u></b> Rub the paper with a leaf under it to create a leaf rubbing.	Students will create using nature.

**Theme:** Imagine That!

**Enrichment:** Creative Movement

**Week:** June 24, 2019

Day of the Week	Gard 2	Gard 3	Crème Prep	Transitional Kindergarten	Summer Camp	CDs Needed
Monday	Gym Play Balls OBJ: throwing, catching, kicking	Spiders OBJ: working together in groups of 4 	Spiders OBJ: follow a path in groups of 4 	Spiders OBJ: obstacle course in groups of 4 	Spiders OBJ: obstacle course as foursomes	
Tuesday	Bugs OBJ: scoot around as bugs	6-Legged Bugs OBJ: scooters in 3's 	6-Legged Bugs OBJ: scooters in 3's around obstacles 	6-Legged Bugs OBJ: scooters in 3's around obstacles 	6-Legged Bugs OBJ: scooters around objects	
Wednesday	Young Mac's Farm OBJ: moving with narration	Young Mac's Farm OBJ: role play in a group 	Young Mac's Farm OBJ: role play in a group	Young Mac's Farm OBJ: role play in a group	Young Mac's Farm OBJ: dual role play	
Thursday	Gym Time Hoops OBJ: jumping in & out, rolling hula hooping	Tree Tag OBJ: tagging friends 	Tree Tag OBJ: spatial awareness 	Tree Tag OBJ: spatial awareness 	Tree Tag OBJ: spatial awareness	
Friday	Musical Bees & Flowers OBJ: free dance	Musical Bees & Flowers OBJ: free dance	Musical Bees & Flowers OBJ: free dance	Musical Bees & Flowers OBJ: free dance	Game Day OBJ: team work	

**Theme:** Imagine That!

**Enrichment:** Computers

**Week:** June 24, 2019

Day of the Week		Gard 2	Gard 3	Crème Prep	Transitional Kindergarten	Private Kindergarten	Listening Center
Monday		Blue's Clues ABC Time OBJ: mouse control ABC Mouse	Science Blaster OBJ: science exploration ABC Mouse	Science Blaster OBJ: science exploration ABC Mouse	Sammy's Science House OBJ: science exploration ABC Mouse	Sammy's Science House OBJ: science exploration ABC Mouse	Insect Picnic
Tuesday		Chicka, Chicka, Boom, Boom OBJ: letter sound recognition ABC Mouse	Shapes Preschool OBJ: shape recognition ABC Mouse	Jumpstart Preschool OBJ: shape recognition ABC Mouse	Jumpstart Reading OBJ: sight word recognition ABC Mouse	Jumpstart Reading OBJ: sight word recognition ABC Mouse	
Wednesday		Dora The Explorer OBJ: shape & color recognition ABC Mouse	Bailey's Book House OBJ: letter sound recognition ABC Mouse	Millie's Math House OBJ: number recognition ABC Mouse	Huggly Saves The Turtles OBJ: problem solving ABC Mouse	Huggly Saves The Turtles OBJ: problem solving ABC Mouse	Insect Picnic
Thursday		Elmo's World OBJ: number recognition ABC Mouse	Reader Rabbit OBJ: number recognition ABC Mouse	Clifford's Thinking Adventures OBJ: sight word recognition ABC Mouse	Jumpstart Kindergarten OBJ: addition ABC Mouse	Jumpstart Kindergarten OBJ: addition recognition ABC Mouse	
Friday		Winnie The Pooh OBJ: mouse control ABC Mouse	Just Grandma & Me OBJ: mouse control ABC Mouse	Just Me & My Mom OBJ: mouse control ABC Mouse	I Spy Junior OBJ: mouse control ABC Mouse	3D Dinosaurs OBJ: mouse control ABC Mouse	Insect Picnic

**Theme:** Imagine That!

**Enrichment:** Music

**Week:** June 24, 2019

Day of the Week	Gard 2	Gard 3	Crème Prep	Transitional Kindergarten	Summer Camp	CDs Needed
Monday	2 Little Blackbirds Butterfly fingerplay Dance w/Butterfly Costumes OBJ: adding actions to words	2 little Blackbirds Little White Duck Butterfly fingerplay OBJ: adding actions to words	Instruments that need air Air, Air Everywhere Balloon Song OBJ: learning about instruments that need air to produce sound	Instruments that need air Air, Air Everywhere Balloon Song OBJ: learning about instruments that need air to produce sound	Water Park Field Trips	
Tuesday	Play in the band with bells, shakers, rhythm sticks OBJ: experience different instruments	Way Up High Apples & Bananas OBJ: learning about fruits & vegetables	Leap Pad Mozart Musical Chairs to Mozart Music OBJ: musical notes and composer	Leap Pad Mozart Musical Chairs to Mozart Music OBJ: musical notes and composer	Water Park	
Wednesday	Ants Go Marching 2 Little Fish 5 Speckled Frogs OBJ: counting in songs	Ants Go Marching 2 Little Fish 5 Speckled Frogs OBJ: counting in songs	Tempo Game Learn fast/slow Dramatic play bug costumes OBJ: children listen to music and move fast or slow	Tempo Game Learn fast/slow Dramatic play bug costumes OBJ: children listen to music and move fast or slow	Water Park	
Thursday	Bug costumes Bees, Butterflies, ladybug with music OBJ: experience dramatic play	Butterfly fingerplay Bug costumes OBJ: experience dramatic play	Greetings Around the World Native American Dance She Walks In Beauty OBJ: music and cultures that show respect to our Earth	Greetings Around the World Native American Dance She Walks In Beauty OBJ: music and cultures that show respect to our Earth	Water Park	
Friday	Goldie, Goldie, Goldfish Fish Counting Song OBJ: experience being a fish	Goldie, Goldie, Goldfish Fish Counting Song OBJ: experience being a fish	Listening To Nature Sounds Mr. Weatherman OBJ: learning about sounds	Listening To Nature Sounds Mr. Weatherman OBJ: learning about nature sounds	Water Park	

Day of the Week	Vocabulary	Gard 2	Gard 3	Crème Prep	Transitional Kindergarten	Private Kindergarten	Books/Poems/Fingerplay
<b>Lunes (Monday)</b>	naturaleza	*Today's Word: <b>Naturaleza (nature)</b> *Activity: Children differentiate between living things and not living things. <i>Nature vocabulary</i>	*Today's Word: <b>Naturaleza (nature)</b> *Activity: Children differentiate between living things and not living things, they also make a garden. <i>Nature vocabulary</i>	*Today's Word: <b>Naturaleza (nature)</b> *Activity: Children differentiate between living things and not living things, they also make a garden. <i>Nature vocabulary</i>	*Today's Word: <b>Naturaleza (nature)</b> *Activity: Children differentiate between living things and not living things, they also make a garden. <i>Nature vocabulary</i>	<b>WATER PARK</b>	*Calendar and Weather.
<b>Martes (Tuesday)</b>	insectos	*Today's Word: <b>Insectos (insects)</b> *Activity: Children review the names of insects in Spanish. <i>Make favorite bug with playdough</i>	*Today's Word: <b>Insectos (insects)</b> *Activity: Children review the names of insects in Spanish, they also decorate a butterfly. <i>Make favorite bug with playdough</i>	*Today's Word: <b>Insectos (insects)</b> *Activity: Children review the names of insects in Spanish, they also decorate a butterfly. <i>Make favorite bug with playdough</i>	*Today's Word: <b>Insectos (insects)</b> *Activity: Children review the names of insects in Spanish, they also decorate a butterfly. <i>Make favorite bug with playdough</i>	<b>WATER PARK</b>	*Calendar and Weather.
<b>Miércoles (Wednesday)</b>	nido	*Today's Word: <b>Nido (nest)</b> *Activity: Children learn that birds and nests are easy to find on a backyard.	*Today's Word: <b>Nido (nest)</b> *Activity: Children learn that birds and nests are easy to find on a backyard, and make one.	*Today's Word: <b>Nido (nest)</b> *Activity: Children learn that birds and nests are easy to find on a backyard, and make one.	*Today's Word: <b>Nido (nest)</b> *Activity: Children learn that birds and nests are easy to find on a backyard, and make one.	<b>WATER PARK</b>	*Calendar and Weather.
<b>Jueves (Thursday)</b>	lombriz	*Today's Word: *Activity: Children learn that worms are helpful in the garden.	*Today's Word: <b>Lombriz (worm)</b> *Activity: Children learn that worms are helpful in the garden, and make a worm in dirt.	*Today's Word: <b>Lombriz (worm)</b> *Activity: Children learn that worms are helpful in the garden, and make a worm in dirt.	*Today's Word: <b>Lombriz (worm)</b> *Activity: Children learn that worms are helpful in the garden, and make a worm in dirt.	<b>WATER PARK</b>	*Calendar and Weather.
<b>Viernes (Friday)</b>	<b>REVIEW</b>	* <b>REVIEW</b> and <b>GAMES</b> *Activity: Children play with insects' bingo, flower matching game, and floor puzzles. <i>*Objective: To have fun in Spanish!</i>	* <b>REVIEW</b> and <b>GAMES</b> *Activity: Children play with insects' bingo, flower matching game, and floor puzzles. <i>*Objective: To have fun in Spanish!</i>	* <b>REVIEW</b> and <b>GAMES</b> *Activity: Children play with insects' bingo, flower matching game, and floor puzzles. <i>*Objective: To have fun in Spanish!</i>	* <b>REVIEW</b> and <b>GAMES</b> *Activity: Children play with insects' bingo, flower matching game, and floor puzzles. <i>*Objective: To have fun in Spanish!</i>	<b>WATER PARK</b>	*Calendar and Weather.

Theme: Backyard Science

Enrichment: Math and Science

Week: 6/24/2019

Monday

Tuesday

Wednesday

Thursday

Friday

Objectives

Gard 2

·Teacher and students discuss what items from nature can be found in our backyards.  
· Students draw picture of a flower/plant.

·Teacher discusses the parts of a flower and draws diagram on chalkboard.  
·Students complete tissue paper flower art project

·Teacher explains what items from nature are needed for a plant to survive.  
**Science Experiment**  
·Students predict what will happen if a white carnation is placed in water with food coloring

·Teacher reads books explaining the life cycle of plants.  
·Students color plant cycle worksheet.

**Number of the Week**  
·Students complete number 4 trace and color worksheet.  
**Sensory Station**  
·Students plant seeds in cup of potting soil.

·Identifies and describes the characteristics of organisms.  
·Describes and sequences life cycles of organisms.  
·Recognizes, observes and discusses the relationship of organisms to their environments.  
·Uses a variety of materials and activities for sensory experience and exploration.

Gard 3

·Teacher and students discuss what items from nature can be found in our backyards.  
· Students draw picture of a flower/plant.

·Teacher discusses the parts of a flower and draws diagram on chalkboard.  
·Students complete tissue paper flower art project

·Teacher explains what items from nature are needed for a plant to survive.  
**Science Experiment**  
·Students predict what will happen if a white carnation is placed in water with food coloring

·Teacher reads books explaining the life cycle of plants.  
·Students complete plant cycle worksheet.

**Number of the Week**  
·Students complete number 4 sing and write.  
**Sensory Station**  
·Students plant seeds in cup of potting soil.

·Identifies and describes the characteristics of organisms.  
·Describes and sequences life cycles of organisms.  
·Recognizes, observes and discusses the relationship of organisms to their environments.  
·Uses a variety of materials and activities for sensory experience and exploration.

Crème Prep

·Teacher and students discuss what items from nature can be found in our backyards.  
· Students complete flower/plant worksheet

·Teacher discusses the parts of a flower and draws diagram on chalkboard.  
·Students complete tissue paper flower art project

·Teacher explains what items from nature are needed for a plant to survive.  
**Science Experiment**  
·Students predict what will happen if a white carnation is placed in water with food coloring

·Teacher reads books explaining the life cycle of plants.  
·Students complete plant cycle worksheet.

Students complete addition/subtraction  
**Sensory Station**  
·Students plant seeds in cup of potting soil.

·Identifies and describes the characteristics of organisms.  
·Describes and sequences life cycles of organisms.  
·Recognizes, observes and discusses the relationship of organisms to their environments.  
·Uses a variety of materials and activities for sensory experience and exploration.