

Curriculum Legend:
FS - Frog street
OC - Open Court
SRA -Art Connections






Objectives:
 Objectives of the curriculum are
 Included within the enrichment and
 homeroom lesson plans.
Enrichment Lesson Plan

In the Art Studio, children
 are allowed to manipulate a
 variety of art media and use a
 Variety of art tools.

Theme: Wacky Water Week

Class: Art

Week: June 24th -28th

Day of the Week	Garderie 2	Garderie 3	Crème Preparatory	Après School
Monday	<p>Creating s Starfish</p> <p>Obj: I can create a starfish using a star stencil and watercolor paint. We will discuss how we can create our own watercolors and where we see starfish at the ocean.</p>	<p>Creating s Starfish</p> <p>Obj: I can create a starfish using a star stencil and watercolor paint. We will discuss how we can create our own watercolors and where we see starfish at the ocean.</p>	<p>Creating s Starfish</p> <p>Obj: I can create a starfish using a star stencil and watercolor paint. We will discuss how we can create our own watercolors and where we see starfish at the ocean.</p>	
Tuesday	<p>Creating a Sail Boat</p> <p>Obj: I can create a sailboat using unique art materials. We will discuss where we see sailboats and how they move along the water.</p>	<p>Creating a Sail Boat</p> <p>Obj: I can create a sailboat using unique art materials. We will discuss where we see sailboats and how they move along the water.</p>	<p>Creating a Sail Boat</p> <p>Obj: I can create a sailboat using unique art materials. We will discuss where we see sailboats and how they move along the water.</p>	
Wednesday	<p>Creating a Seashell</p> <p>Obj: I can create a seashell using a paper plate, crayons, and unique art materials. We will discuss where we see seashells near the ocean!</p>	<p>Creating a Seashell</p> <p>Obj: I can create a seashell using a paper plate, crayons, and unique art materials. We will discuss where we see seashells near the ocean!</p>	<p>Creating a Seashell</p> <p>Obj: I can create a seashell using a paper plate, crayons, and unique art materials. We will discuss where we see seashells near the ocean!</p>	
Thursday	<p>Creating a Water Bucket</p> <p>Obj: I can create a water bucket using different colored construction paper. We will discuss where we use a water bucket and how it holds the water.</p>	<p>Creating a Water Bucket</p> <p>Obj: I can create a water bucket using different colored construction paper. We will discuss where we use a water bucket and how it holds the water.</p>	<p>Creating a Water Bucket</p> <p>Obj: I can create a water bucket using different colored construction paper. We will discuss where we use a water bucket and how it holds the water.</p>	
Friday	<p>Free Drawing Friday</p> <p>Obj: I can create a using drawing paper, crayons, and colored pencils. We will discuss what we created! ☺</p>	<p>Free Drawing Friday</p> <p>Obj: I can create a using drawing paper, crayons, and colored pencils. We will discuss what we created! ☺</p>	<p>Free Drawing Friday</p> <p>Obj: I can create a using drawing paper, crayons, and colored pencils. We will discuss what we created! ☺</p>	

Theme: Wacky Water

Class: Computer

Enrichment Lesson Plan

Week: June 24-June 28





Days of the Week	Garderie 2	Garderie 3	Crème Preparatory	Kindergarten
Monday	<ul style="list-style-type: none"> Review letter names and sounds Computer: What Comes Next? Table Centers- Create patterns 	<ul style="list-style-type: none"> Review letter names and sounds Computer: What Comes Next? Table Centers- Create patterns 	<ul style="list-style-type: none"> Review letter names and sounds Computer: What Comes Next? Table Centers- Create patterns Open Book Computer and Journal 	<ul style="list-style-type: none"> Review letter names and sounds Computer: What Comes Next? Table Centers- Create patterns Open Book Computer and Journal
Tuesday	<ul style="list-style-type: none"> Computer: Words, words, words Table Centers- vocabulary cards Listening Center: Clifford’s Good Deeds Color of the week: Blue 	<ul style="list-style-type: none"> Computer: Words, words, words Table Centers- vocabulary cards Listening Center: Clifford’s Good Deeds Color of the week: Blue 	<ul style="list-style-type: none"> Computer: Words, words, words Table Centers- vocabulary cards Listening Center Open Book Computer and Journal 	<ul style="list-style-type: none"> Computer: Words, words, words Table Centers- vocabulary cards Listening Center Open Book Computer and Journal
Wednesday	<ul style="list-style-type: none"> Computer: Replay What comes Next Table Center: extend patterns Letter of the Week: S ABC BINGO 	<ul style="list-style-type: none"> Computer: Replay What comes Next Table Center: extend patterns Letter of the Week: S ABC BINGO 	<ul style="list-style-type: none"> Computer: Replay What comes Next Table Center: extend patterns Letter of the Week: Ss Open Book Computer and Journal 	<ul style="list-style-type: none"> Computer: Replay What comes Next Table Center: extend patterns Letter of the Week: Ss Open Book Computer and Journal
Thursday	<ul style="list-style-type: none"> Computer: Words, words, words Table Center: vocabulary cards Shape of the Week: Star Starfall.com 	<ul style="list-style-type: none"> Computer: Words, words, words Table Center: vocabulary cards Shape of the Week: Star Starfall.com 	<ul style="list-style-type: none"> Computer: Words, words, words Table Center: vocabulary cards Shape of the Week: Star Open Book Computer and Journal 	<ul style="list-style-type: none"> Computer: Words, words, words Table Center: vocabulary cards Shape of the Week: Star Open Book Computer and Journal
Friday	<p style="text-align: center;">FREE CHOICE</p> Jump Start Pre-K ABCMouse.com iPad lab Centers	<p style="text-align: center;">FREE CHOICE</p> Jump Start Pre-K ABCMouse.com iPad lab Centers	<p style="text-align: center;">FREE CHOICE</p> Jump Start Pre-K ABCMouse.com iPad lab Centers	<p style="text-align: center;">FREE CHOICE</p> Jump Start Kindergarten ABCMouse.com iPad lab Centers

Theme: Wacky Water



Class: Music, Movement, and Theater


Enrichment Lesson Plan

Week: June 24-June 28

Day of the Week	Garderie 2	Garderie 3	Crème Preparatory	Private Kindergarten
Monday	Invite children to sing and play "Deep-Sea Diving". One friend is going to be the diver, and the other friends are going to be all the things the underwater world.	Invite children to sing and play "Deep-Sea Diving". One friend is going to be the diver, and the other friends are going to be all the things the underwater world.	Invite children to sing and play "Deep-Sea Diving". One friend is going to be the diver, and the other friends are going to be all the things the underwater world.	
Tuesday	Invite children to play "Rhythmic Lobsters". This is rhythm exercise. As one friend claps out various groupings of beats, others will repeat them.	Invite children to play "Rhythmic Lobsters". This is rhythm exercise. As one friend claps out various groupings of beats, the other children will repeat them.	Invite children to play "Rhythmic Lobsters". This is rhythm exercise. As one friend claps out various groupings of beats, the other children will repeat them.	
Wednesday	Invite children to sing "Somewhere deep in the Ocean". Talk about each sea animal mentioned in the song.	Invite children to sing "Somewhere deep in the Ocean". Talk about each sea animal mentioned in the song.	Invite children to sing "Somewhere deep in the Ocean". Talk about each sea animal mentioned in the song.	Invite children to sing "Somewhere deep in the Ocean". Talk about each sea animal mentioned in the song.
Thursday	Invite children to sing and play "Follow That Fish". One friend starts moving to be a "Leader Fish", and the other friends follow and imitate.	Invite children to sing and play "Follow That Fish". One friend starts moving to be a "Leader Fish", and the other friends follow and imitate.	Invite children to sing and play "Follow That Fish". One friend starts moving to be a "Leader Fish", and the other friends follow and imitate.	
Friday	Introduce children to "Down by the Bay". Encourage children to imagine "Waking on the Beach". Ask them to show how it would look to walk on the beach.	Introduce children to "Down by the Bay". Encourage children to imagine "Waking on the Beach". Ask them to show how it would look to walk on the beach.	Introduce children to "Down by the Bay". Encourage children to imagine "Waking on the Beach". Ask them to show how it would look to walk on the beach.	

Theme: Wacky Water Week/Semana del Agua Class: Español/Spanish Enrichment Lesson Plan Week: June 24- June 28

Day of the week	Garderie 2	Garderie 3	Crème preparatory	Kindergarten
Monday	<p>Rhythm Story: What's the Weather/Cual es el tiempo Listening Story: Once upon a time in Dragon Land/Habia una vez en Dragonlandia Read Aloud: What you can do on a rainy day/Que puedes hacer en un día lluvioso? Vocabulary: lluvioso,soleado,nublado Objective: Discuss Thunder, read to find story's explanation, suggest rainy days activities</p>	<p>Rhythm Story: What's the Weather/Cual es el tiempo Listening Story: Once upon a time in Dragon Land/Habia una vez en Dragonlandia Read Aloud: What you can do on a rainy day/Que puedes hacer en un día lluvioso? Vocabulary: lluvioso,soleado,nublado Objective: Discuss Thunder, read to find story's explanation, suggest rainy days activities</p>	<p>Rhythm Story: What's the Weather/Cual es el tiempo Listening Story: Once upon a time in Dragon Land/Habia una vez en Dragonlandia Read Aloud: What you can do on a rainy day/Que puedes hacer en un día lluvioso? Vocabulary: lluvioso,soleado,nublado Objective: Discuss Thunder, read to find story's explanation, suggest rainy days activities</p>	
Tuesday	<p>Song: Gota de Rocío/Dewdrop Listening Story: How Do the animals use their ears/ ?Como usan los oidos los animales? Read Aloud: Listen to the Rain/Escucha la lluvia Vocabulary:lluvia,gotas de agua,sonido Objective: Learn about animals ears, sit inside the outline of an elephant's ear, compare fiction to no fiction</p>	<p>Song: Gota de Rocío/Dewdrop Listening Story: How Do the animals use their ears/ ?Como usan los oidos los animales? Read Aloud: Listen to the Rain/Escucha la lluvia Vocabulary:lluvia,gotas de agua,sonido Objective: Learn about animals ears, sit inside the outline of an elephant's ear, compare fiction to no fiction</p>	<p>Song: Gota de Rocío/Dewdrop Listening Story: How Do the animals use their ears/ ?Como usan los oidos los animales? Read Aloud: Listen to the Rain/Escucha la lluvia Vocabulary:lluvia,gotas de agua,sonido Objective: Learn about animals ears, sit inside the outline of an elephant's ear, compare fiction to no fiction</p>	
Wednesday	<p>Song: Three Cheaters Turtles/Tres tortugas Tramposas Read Aloud: An adventure in the high Sea/ Una ventura en alta mar Listening Story: Deseos de un Pez//Wish of the fish Vocabulary: Pez,agua, jugar, océano,mojado Objective :Uses category labels to understand how words and objects relate to each other's</p>	<p>Song: Three Cheaters Turtles/Tres tortugas Tramposas Read Aloud: An adventure in the high Sea/ Una ventura en alta mar Listening Story: Deseos de un Pez//Wish of the fish Vocabulary: Pez,agua, jugar, océano,mojado Objective :Uses category labels to understand how words and objects relate to each other's</p>	<p>Song: Three Cheaters Turtles/Tres tortugas Tramposas Read Aloud: An adventure in the high Sea/ Una ventura en alta mar Listening Story: Deseos de un Pez//Wish of the fish Vocabulary: Pez,agua, jugar, océano,mojado Objective :Uses category labels to understand how words and objects relate to each other's</p>	
Thursday	<p>Game Twirl Those Ribbons/Danza de las cintas Listening Story: Nature's Giants/Gigantes de la Naturaleza Read Aloud: Vocabulary: Mar,mover,olas Objective : Uses information Learned from Books by Describing relating, categorizing</p>	<p>Game Twirl Those Ribbons/Danza de las cintas Listening Story: Nature's Giants/Gigantes de la Naturaleza Read Aloud: Vocabulary: Mar,mover,olas Objective : Uses information Learned from Books by Describing relating, categorizing</p>	<p>Game Twirl Those Ribbons/Danza de las cintas Listening Story: Nature's Giants/Gigantes de la Naturaleza Read Aloud: Vocabulary: Mar,mover,olas Objective : Uses information Learned from Books by Describing relating, categorizing</p>	
Friday	<p>Song and Dance: Waggle Dance/Baile del meneo Read Aloud: Listen to the Desert/ Oye al Desierto Vocabulary: Desierto, seco,oir,pez,lluvia Objective: Learn about the bee, a mysterious mover, introduce movement vocabulary, list ways that seeds move</p>	<p>Song and Dance: Waggle Dance/Baile del meneo Read Aloud: Listen to the Desert/ Oye al Desierto Vocabulary: Desierto, seco,oir,pez,lluvia Objective: Learn about the bee, a mysterious mover, introduce movement vocabulary, list ways that seeds move</p>	<p>Song and Dance: Waggle Dance/Baile del meneo Read Aloud: Listen to the Desert/ Oye al Desierto Vocabulary: Desierto, seco,oir,pez,lluvia Objective: Learn about the bee, a mysterious mover, introduce movement vocabulary, list ways that seeds move</p>	

Day of the Week	Garderie 2	Garderie 3	Crème Preparatory
<p>Monday Math</p> 	<p>-Sink and Float -Encourage children to identify sinking and floating objects (rock, orange, pencil, blocks, bug toys) OBJ: Names common shapes and Demonstrates use of location words FS: page 24-25</p>	<p>-Sink and Float -Encourage children to identify sinking and floating objects (rock, orange, pencil, blocks, and bug toys) OBJ: Demonstrates understanding of terms used in the instructional language of classroom FS: page 24-25</p>	<p>-Sink and Float -Encourage children to differentiate through writing sinking and floating objects OBJ: Demonstrates understanding of terms used in the instructional language of classroom FS: page 24-25</p>
<p>Tuesday Science</p> 	<p>-Land Animals and Ocean animals -Identify animals that live in the water and animals that live on dry land OBJ: Names land and water animals. Name common animals. FS: page 32-33</p>	<p>-Compare loud and soft sounds -Sort objects that make sounds when dropped. Discuss sounds you hear when you listen carefully. OBJ: Names land and water animals. Name common animals. FS: page 32-33</p>	<p>-Compare loud and soft sounds -Sort objects that make sounds when dropped. Discuss sounds you hear when you listen carefully. OBJ: Names land and water animals. Name common animals. FS: page 32-33</p>
<p>Wednesday Math</p> 	<p>- Washing Hands Practice the correct way to wash our hands and talk about when to do it OBJ: personal hygiene Staying clean</p>	<p>- Washing Hands Practice the correct way to wash our hands and talk about when to do it OBJ: personal hygiene Staying clean</p>	<p>- Washing Hands Practice the correct way to wash our hands and talk about when to do it OBJ: personal hygiene Staying clean</p>
<p>Thursday Science</p> 	<p>- Pouring Activity -Food Coloring Measuring activity addition and subtracting OBJ: Names common colors. Create colors Demonstrates use of color words. FS: page 50</p>	<p>-Pouring Activity -Food Coloring -Measuring activity addition and subtracting OBJ: Recognizes how much can be placed within an object. FS: page 62</p>	<p>-Pouring Activity -Food Coloring -Measuring activity addition and subtracting OBJ: Recognizes how much can be placed within an object. FS: page 62</p>
<p>Friday-Math</p> 	<p>-Chef It Up -Cutting bananas OBJ: Identify simple kitchen utensils, spoon, fork, and knife. Learn kitchen safety and hygiene. FS: page 9</p>	<p>-Chef It Up -Cutting bananas OBJ: Identify simple kitchen utensils, spoon, fork, and knife. Learn kitchen safety and hygiene. FS: page 9</p>	<p>-Chef It Up -Cutting bananas OBJ: Identify simple kitchen utensils, spoon, fork, and knife. Learn kitchen safety and hygiene. EM: page 9</p>