












<b>Wacky Water Week</b>				<b>Date</b>	June 24-June 28	<b>Teacher</b>	Garderie 3
<b>Wonderful Word</b>	<i>aquatic</i>	<b>Character Education</b>	<i>Friendship Amistad</i>	<b>Technology</b>		Review	
<b>Literacy</b>	One Fish, Two Fish, Red Fish, Blue Fish; Bringing the Rain to Kapiti		<b>Letter Knowledge</b>	English- Mm, Nn, Uu Spanish- Mm, Nn, Uu	<b>Math</b>	Number: 5; Shape: Oval; Color: Blue	
<b>English Vocabulary</b>	Water, boats, ships, sails, mysterious, ocean, rivers, rain, transport, circular, plunge, courageous, round-trip, beach						
<b>Spanish Vocabulary</b>	<i>Agua, botes, barcos, velas, misterioso, oceano, rios, lluvia, transporte, circular, caer en picada, valiente, viaje de ida y vuelta, playa</i>						
<b>LESSON COMPONENTS</b>	<b>Day 1</b>	<b>Day 2</b>	<b>Day 3</b>	<b>Day 4</b>	<b>Day 5</b>		
<b>Greeting Circle</b>	<ul style="list-style-type: none"> <li>• Sing "Days of the Week"</li> <li>• Yesterday was __, today is __, tomorrow will be __</li> <li>• Introduce the theme, number, color, letter, and shape of the week.</li> <li>• Ask children what month it is and discuss the weather</li> <li>• Morning Message: Boats and ships move cargo quickly</li> <li>• Tell children that this week we will discuss water. Today, they will learn about boats and ships</li> </ul>	<ul style="list-style-type: none"> <li>• Sing "A Sailor Went to Sea"</li> <li>• Yesterday was __, today is __, tomorrow will be __</li> <li>• Introduce the theme, number, color, letter, and shape of the week.</li> <li>• Ask children what month it is and discuss the weather</li> <li>• Morning Message: I like to go to the beach</li> <li>• Tell children that today we will learn about different bodies of water (lakes, rivers, oceans, beaches)</li> </ul>	<ul style="list-style-type: none"> <li>• Sing "Row, Row, Row Your Boat"</li> <li>• Yesterday was __, today is __, tomorrow will be __</li> <li>• Introduce the theme, number, color, letter, and shape of the week.</li> <li>• Ask children what month it is and discuss the weather</li> <li>• Morning Message: I am a great swimmer</li> <li>• Tell children that today we will learn about different activities we can do in the water</li> </ul>	<ul style="list-style-type: none"> <li>• Sing "Itsy Bitsy Spider"</li> <li>• Yesterday was __, today is __, tomorrow will be __</li> <li>• Introduce the theme, number, color, letter, and shape of the week.</li> <li>• Ask children what month it is and discuss the weather</li> <li>• Morning Message: Water is important for our body.</li> <li>• Tell children that we will continue learning about water. Today, we will focus on why water is important</li> </ul>	<ul style="list-style-type: none"> <li>• Photo Activity Cards #91, 94, 97</li> <li>- Ask children to give other examples of animals that live in the water</li> <li>• Yesterday was __, today is __, tomorrow will be __</li> <li>• Introduce the theme, number, color, letter, and shape of the week.</li> <li>• Ask children what month it is and discuss the weather</li> <li>• Morning Message: Animals live in the water</li> <li>• Today we will learn about different animals that live in the water</li> </ul>		
<b>Handwriting Without Tears</b>	Letter Mm HWT 	Letter Nn HWT 	Letter Uu HWT 	Number 5 HWT 	Oval/Blue HWT 		
<b>Literacy (Oral Language, Phonics, Read Aloud)</b>	One Fish, Two Fish, Red Fish, Blue Fish by Dr. Seuss (G3) Photo Activity Card # 125 	River Talk (FrogStreet) I Love the Ocean (DLM Book) 	Going for a Swim (DLM Book) Summer at the Beach (DLM Book) 	Listen to the Rain (DLM Book) 	Fish Wish (DLM Book) 		
<b>Weekly Learning Centers</b>	• Language and Literacy - Retell the story of One Fish, Two Fish, Red Fish, Blue Fish by Dr. Seuss (G3)	• Construction- Create a paper boat.	• Creativity Station-Draw a picture of your favorite water activity	• Gross Motor - Have fun at water park!	• Creativity Station- Draw a picture of a fish		

LESSON COMPONENTS	Day 1	Day 2	Day 3	Day 4	Day 5
<b>Math and Science</b>	Build a boat using different shape cutouts (triangles, circles, squares, rectangles) • Tell children to identify which shapes they are using 	Exploration of Ice • Give children a bowl of ice cubes and let them play with it • What happens to the ice cubes?	SMARTBOARD: • Introduce addition/subtraction	Dump and Fill • First, children will predict the amount of cups or spoons of water that it will take to fill different containers • Children will then count the cupfuls or spoonfuls of water needed to fill the containers using tally sheets, counting, or another method	• Counting - How many goldfish are in the fish bowl?
<b>Character Education</b>	Values and Virtues: Friendship How can you be a good friend? • Accept others for who they are • Share your belongings • Listen • Enjoy your friend's company • Support your friend's ideas	Values & Virtues: Honesty Play "Truth or Lie" Song: (Tune: Farmer in the Dell) I will tell the truth, I will tell the truth, Saying what is right and true, I will tell the truth.	Social and Emotional - Discuss how we feel when we are at the beach. (Happy, relaxed, etc.) • What are some activities you enjoy doing at the beach?	Sun Safety - Sunburns How can you avoid them? Who has had one? How did it feel? Why is it important to protect your skin in the sun?	Values and Virtues: Friendship How can you be a good friend? • Smile, joke, and tell jokes • Avoid teasing or putting down your friend • Encourage others to use kind words • Avoid tattling • Solve problems peacefully • Consider the other's feelings before acting
<b>Closing Circle</b>	• Reflecting on the day • Check on Commitments • Family Connection: Practice writing the letter Mm	• Reflecting on the day • Check on Commitments • Family Connection: Practice writing letter Nn	• Reflecting on the day • Check on Commitments • Family Connection: Practice writing letter Uu	• Reflecting on the day • Check on Commitments • Family Connection: Why is water important?	• Reflecting on the day • Check on Commitments • Family Connection: Talk about your experience at the aquarium
<b>Learning Goals</b>	• To put together puzzles of increasing complexity • To begin to recognize, describe, and name shapes. • To begin to use words that indicate where things are in space • Verbally identifies, without counting, the number of objects from 1 to 5 • Recognizes one-digit numerals 0 through 9 • To listen with increasing attention • To listen to and engage in several exchanges of conversations with others • Uses a wide variety of words to label and describe people, places, things, and actions	• To put together puzzles of increasing complexity • To begin to recognize, describe, and name shapes. • To begin to use words that indicate where things are in space • Verbally identifies, without counting, the number of objects from 1 to 5 • Recognizes one-digit numerals 0 through 9 • To listen with increasing attention • To listen to and engage in several exchanges of conversations with others • Uses a wide variety of words to label and describe people, places, things, and actions	• To put together puzzles of increasing complexity • To begin to recognize, describe, and name shapes. • To begin to use words that indicate where things are in space • Verbally identifies, without counting, the number of objects from 1 to 5 • Recognizes one-digit numerals 0 through 9 • To listen with increasing attention • To listen to and engage in several exchanges of conversations with others • Uses a wide variety of words to label and describe people, places, things, and actions	• To put together puzzles of increasing complexity • To begin to recognize, describe, and name shapes. • To begin to use words that indicate where things are in space • Verbally identifies, without counting, the number of objects from 1 to 5 • Recognizes one-digit numerals 0 through 9 • To listen with increasing attention • To listen to and engage in several exchanges of conversations with others • Uses a wide variety of words to label and describe people, places, things, and actions	• To put together puzzles of increasing complexity • To begin to recognize, describe, and name shapes. • To begin to use words that indicate where things are in space • Verbally identifies, without counting, the number of objects from 1 to 5 • Recognizes one-digit numerals 0 through 9 • To listen with increasing attention • To listen to and engage in several exchanges of conversations with others • Uses a wide variety of words to label and describe people, places, things, and actions