




Weekly Focus:  
Letter = A, a, B, b, C, c  
Number = 3/Three  
Color = Yellow  
Shape = Square

**Theme: Exploring Our World**

**Class: Gard 2**

**Week: May 27 – 31, 2019**

Day of the Week/ Objectives	Calendar Circle Time	Language Comprehension	Phonics Development	Fine Motor/ Handwriting Skills	STEM Math/Science Operations	Social Studies Values & Virtues	Learning Centers/ Circle Time
<b>Monday</b>		<b>HOLIDAY</b>		<b>CRÈME</b>		<b>CLOSED</b>	
<b>Tuesday</b>	Introduce theme.  Calendar / Weather  <u><b>Morning Message:</b></u> What are some things you might find outside?	Read: Insect Picnic  OBJ: discuss outdoor creatures	What words begin with the letter A, a?  OBJ: to identify letter sounds	Dot paint on construction paper  OBJ: Fine motor skills	Nature walk  OBJ: to explain observations you might see	Saying Good bye When do we say good bye? At the end of the day, before a trip and if we move.	Pretend to have a picnic with friends  OBJ: Create experiences
<b>Wednesday</b>	Calendar / Weather  Sing: “Mr. Sun”  <u><b>Morning Message:</b></u> I see the beautiful trees outside.	Discuss with the children how the plants and flowers need sunlight and water to grow in the backyard.	What words begin with the letter B, b?  OBJ: to answer open-ended questions	Trace Shapes  OBJ: to improve hand and eye coordination	Science: Talk about different types of trees and their leaves  OBJ: to describe attributes	Review saying good bye.  Sometimes we have to say good bye to things, to people and to animals	Sensory: Make clouds out of cotton balls  OBJ: Sensory awareness
<b>Thursday</b>	Calendar / Weather  Review the days of the week  <u><b>Morning Message:</b></u> What is your favorite thing to do outside?	Read: Insect Picnic Discuss how and where do they get their food from?  OBJ: Recall information	Practice drawing shapes  OBJ: discuss shapes and process of drawing	Draw on smart board with finger tips  OBJ: hand eye coordination	Describe shapes  OBJ: to learning differences and similarities	VV: Friendship SS: Summer Season-what’s the weather like, how we dress for summer and what’s the next season?	Rock the babies to sleep  OBJ: to reinforce gentle hands
<b>Friday</b>	Calendar / Weather  Review months of the year  <u><b>Morning Message:</b></u> What was your favorite activity today?	Discuss what kind of homes do ants, bees, butterflies and spiders have.	What words begin with the letter C, c?  OBJ: To identify letter sounds	Trace Letters A, a, B, b, C, c  OBJ: to help gain letter knowledge	Identify colors  OBJ: reinforce knowledge	Manners: Saying “You’re welcome” and review table manners	Puzzles and building with connecting cubes  OBJ: create experiences




**Weekly Focus:**  
Letter = Letters in Children's Names  
Number = 2/Two  
Color = Orange  
Shape = Circle

**Theme: Walk on the Wild Side**

**Class: Gard 2**

**Week: June 3 – 7, 2019**

Day of the Week	Calendar Circle Time	Language Comprehension	Phonics Development	Fine Motor/ Handwriting Skills	Social Studies Values & Virtues	Learning Centers/ Circle Time
<b>Monday</b>	Introduce the theme. Calendar / Weather Sing: "Mary Had a Little Lamb" <b>Morning Message:</b> Do you have a pet?	Talk about what a veterinarian does.  <b>OBJ:</b> To acquire new vocabulary	What words begin with the letter V?  <b>OBJ:</b> To identify letter sounds	Make the letter V with play dough. Make the letter V with a piece of string.  <b>OBJ:</b> To create original works	Discuss with the children how a veterinarian helps all different types of animals.	Find different types of pets in magazines and make a collage
<b>Tuesday</b>	Calendar / Weather Sing: "Three Blind Mice" <b>Morning Message:</b> What is your favorite type of animal?	Read: <u>Mouse Paint</u>  <b>OBJ:</b> To increase vocabulary	Review the letters using the Alphabet Wall cards  <b>OBJ:</b> To listen for new letter sounds	Lacing Cards  <b>OBJ:</b> To increase fine motor skills	Discuss with the children the different types of pets people have. Discuss good choices for pets and which ones should stay in the zoo.	Zoo animal hunt around the classroom.
<b>Wednesday</b>	Calendar / Weather Sing: "5 Little Ducks"  <b>Morning Message:</b> What is your favorite animal in the zoo?	<u>Photo Activity Card</u> Use the prompts on the back to discuss the photo activity card.  <b>OBJ:</b> To increase vocabulary	Discuss and re-tell the story of Mouse Paint  <b>OBJ:</b> To answer open-ended questions	<u>Chalk Board Activity</u> Review letters and theme related information  <b>OBJ:</b> To enhance fine motor skills	Show pictures of different types of animals. Discuss their favorites and make a chart.	Sensory: Food group sorting
<b>Thursday</b>	Calendar / Weather Sing: "Old McDonald Had a Farm" <b>Morning Message:</b> What types of animals do you see on the farm?	Read: <u>How Happy I Would Be</u>  <b>OBJ:</b> Recall information	Review the letters using the Alphabet Wall cards  <b>OBJ:</b> To listen for new letter sounds	Make a turtle with green play dough  <b>OBJ:</b> To use a variety of forms of sensory	Discuss the type of work that is done on a farm.	Build a house for the mice out of blocks  <b>OBJ:</b> To cooperate with others
<b>Friday</b>	Calendar / Weather Sing: "Mary Had a Little Lamb" <b>Morning Message:</b> What type of animal would you like to bring to school?	Read: <u>The Book of Animals</u>  <b>OBJ:</b> Listen with increasing attention	<u>Smart Board Activity</u> Review new vocabulary words  <b>OBJ:</b> To recognize printed letters	Lacing Cards  <b>OBJ:</b> To increase fine motor skills	Discuss the different types of animals you might see in the wilderness. (i.e. bears)	Sing and act out: "Going on a Bear Hunt"  <b>OBJ:</b> To follow simple directions



Weekly Focus:  
Letter = X, x, Y, y, Z, z  
Number = Review 1-10  
Color = Review all primary colors  
Shape = Review basic shapes

**Theme: Center Stage**

**Class: Gard 2**

**Week: June 10 – 14, 2019**

Day of the Week/ Objectives	Calendar Circle Time	Language Comprehension	Phonics Development	Fine Motor/ Handwriting Skills	STEM Math/Science Operations	Social Studies Values & Virtues	Learning Centers/ Circle Time
<b>Monday</b>	Introduce the theme. Calendar / Weather Sing: “Clap Your Hands”  <b>Morning Message:</b> <u>What does entertainment mean?</u>	Introduce the word entertainment, talk about different types of entertainment (movies, storytelling, plays) <b>OBJ:</b> Discuss new information.	Learn new vocabulary word “entertainment” discuss it.  <b>OBJ:</b> Introduce vocabulary related to theme	Make a puppet with a paper bag or construction paper.  <b>OBJ:</b> To encourage sensory exploration	Practice counting and clapping 1-10  <b>OBJ:</b> Counting	Review the feelings of scared and afraid. What do these terms mean? What can we do when we are scared?	Have a puppet show and discuss the story together as a group.  <b>OBJ:</b> Group cooperation
<b>Tuesday</b>	Calendar/ Weather Sing: “If You’re Happy and You Know It”  <b>Morning Message:</b> <u>Have you been to the circus?</u>	Talk about the circus and what goes on there.  <b>OBJ:</b> Encourage storytelling and creativity.	Letter flash cards/ focus on the letters for the week  <b>OBJ:</b> Letter recognition	Lacing cards and lacing bead play  <b>OBJ:</b> Working on pincer grasp development	Review shapes and patterns  <b>OBJ:</b> Pattern Play	Review the opposite of scared and afraid= Safe! When do you feel safe?	Invite the children to sing and dance to their favorite song  <b>OBJ:</b> Cooperation with others.
<b>Wednesday</b>	Calendar/ Weather Sing: “I’m a Little Teapot”  <b>Morning Message:</b> <u>What is your favorite place to go with mom and dad?</u>	Puppet shows: Show the children how to have a puppet show  <b>OBJ:</b> Enhance imagination and creativity	Review words that begin with the letters of the week.  <b>OBJ:</b> Beginning sounds.	Play dough play: creating letters of the week or letters for the child’s name.  <b>OBJ:</b> Fine Motor Skills	Math Spot Game: Numbers, counting Working with counting bears  <b>OBJ:</b> Counting	Review- what things keep us safe? Rules, Jobs.  Talk about the different things that keep us safe.	Finger Play Favorites  <b>OBJ:</b> Engage in a group activity
<b>Thursday</b>	Calendar/ Weather Sing: “Take Me Out to the Ball Game”  <b>Morning Message:</b> <u>What do you do to celebrate your birthday?</u>	Explain to the children that dancing and singing are forms of entertainment  <b>OBJ:</b> Discuss new information	Create a class play or a folk storytelling  <b>OBJ:</b> Vocabulary building	Alphabet puzzles and tracing cards  <b>OBJ:</b> Fine Motor and pincer control	Creating different types of color patterns.  <b>OBJ:</b> Color recognition	Pretend we are having a <i>Fiesta</i> . Talk about the things we are enjoying.	Listening Center and puzzles  <b>OBJ:</b> Cooperation with others imagination
<b>Friday</b>	Calendar/ Weather Sing: Your favorite song PM: Review information from this week’s theme.	Ask and discuss what the children like to do for their birthday party.  <b>OBJ:</b> Review the theme	Smart Board Activity: Review new vocabulary words  <b>OBJ:</b> Recall new information	Chalk board play: review letters and theme related information  <b>OBJ:</b> Fine Motor Skills	Cube counting: practicing length  <b>OBJ:</b> Observation and predictions	Talk about family traditions.	Activity: Putting on a play “Going on a Bear Hunt”  <b>OBJ:</b> Imagination.



Weekly Focus:  
Letter = A, a, B, b, C, c  
Number = 3/Three  
Color = Yellow  
Shape = Square

**Theme: Imagine That**

**Class: Gard 2**

**Week: June 17 – 21, 2019**

Day of the Week/ Objectives	Calendar Circle Time	Language Comprehension	Phonics Development	Fine Motor/ Handwriting Skills	STEM Math/Science Operations	Social Studies Values & Virtues	Learning Centers/ Circle Time
<b>Monday</b>	Sing: Mr. Sun & introduce/ discuss theme  <b>OBJ:</b> Enjoy singing as a group	Read: Insect Picnic  <b>OBJ:</b> Discuss outdoor creatures	What words begin with the letter A, a?  <b>OBJ:</b> To identify letter sounds	Dot paint on construction paper  <b>OBJ:</b> Fine motor skills	Nature walk  <b>OBJ:</b> To explain observations you might see	Saying Good bye When do we say good bye? At the end of the day, before a trip and if we move.	Pretend to have a picnic with friends  <b>OBJ:</b> Create experiences
<b>Tuesday</b>	Sing: “Rain, Rain, Go Away”  <b>OBJ:</b> Recall information	Use the puppets to bring to life the version of “Five Green and Speckled Frogs”  <b>OBJ:</b> To increase vocabulary and listening skills	Review letters with Alphabet Wall cards  <b>OBJ:</b> To listen for new letter sounds	Play Dough cloud shapes and outside objects  <b>OBJ:</b> Fine motor and pincer control	Count clapping by 5’s  <b>OBJ:</b> To practice counting	Review saying good bye and the reasons why we say good bye.	Pretend to dance in the rain  <b>OBJ:</b> Use imagination
<b>Wednesday</b>	Sing: “5 Little Ducks”  <b>OBJ:</b> To enjoy singing a familiar song	Discuss with the children how the plants and flowers need sunlight and water to grow in the backyard.	What words begin with the letter B, b?  <b>OBJ:</b> To answer open-ended questions	Trace Shapes  <b>OBJ:</b> To improve hand and eye coordination	Science: Talk about different types of trees and their leaves  <b>OBJ:</b> To describe attributes	Review saying good bye.  Sometimes we have to say good bye to things, to people and to animals	Sensory: Make clouds out of cotton balls  <b>OBJ:</b> Sensory awareness
<b>Thursday</b>	Sing: “Old McDonald had a farm”  <b>OBJ:</b> To increase oral language	Read: Insect Picnic Discuss how and where do they get their food from?  <b>OBJ:</b> Recall information	Practice drawing shapes  <b>OBJ:</b> Discuss shapes and process of drawing	Draw on smart board with finger tips  <b>OBJ:</b> Hand eye coordination	Describe shapes  <b>OBJ:</b> To learning differences and similarities	VV: Friendship SS: Summer Season-what’s the weather like, how we dress for summer and what’s the next season?	Rock the babies to sleep  <b>OBJ:</b> To reinforce gentle hands
<b>Friday</b>	Sing: “Mary had a little lamb”  <b>OBJ:</b> To enjoy singing a familiar song	Discuss what kind of homes do ants, bees, butterflies and spiders have.	What words begin with the letter C, c?  <b>OBJ:</b> To identify letter sounds	Trace Letters A, a, B, b, C, c  <b>OBJ:</b> To help gain letter knowledge	Identify colors  <b>OBJ:</b> Reinforce knowledge	Manners: Saying “You’re welcome” and review table manners	Puzzles and building with connecting cubes  <b>OBJ:</b> Create experiences



**Weekly Focus:**  
Letter = K, k, L, l, M, m  
Number = 6/Six  
Color = Purple  
Shape = Octagon

**Theme: Super Hero Science Camp**

**Class: Gard 2**

**Week: June 24 – 28, 2019**

Day of the Week/ Objectives	Calendar Circle Time	Language Comprehension	Phonics Development	Fine Motor/ Handwriting Skills	Social Studies Values & Virtues	Learning Centers/ Circle Time
<b>Monday</b>	Introduce the theme and talk about what planet you live on. Sing: “ Hey Diddle, Diddle” <b>Morning Message:</b> What planet do we live on?	Read: <u>Earth’s Land and Water</u> Have children hunt for cut out stars. <b>OBJ:</b> Discuss the book with the class	<u>Discuss vocabulary</u> Sun, Moon, Stars, Planets <b>OBJ:</b> Introduce vocabulary theme related	Make a galaxy and label planets <b>OBJ:</b> Working to enhance fine motor skills	Review all emotions/ feelings Talk about the different feelings/ emotions and how they make you act and feel	Dramatic play & block play <b>OBJ:</b> Imagination and cooperative play
<b>Tuesday</b>	Calendar/ Weather Poem: “Star light, Star Bright” <b>Morning Message:</b> What does an astronaut do?	<u>Finger Play Activity:</u> “Planets around the Sun” <b>OBJ:</b> Ask open ended questions	Review the Alphabet wall cards and sounds <b>OBJ:</b> To build word vocabulary	<u>Smart Board Activity:</u> Practice letters K, L M <b>OBJ:</b> Fine motor skills	Review <u>Sharing</u> and how we can practice sharing with others. Make a list	Fine motor letter building <b>OBJ:</b> Fine motor skills
<b>Wednesday</b>	Calendar/ Weather Sing: “Twinkle Twinkle Little Star” <b>Morning Message:</b> Can you count the stars?	Read: <u>Stars</u> Ask children to discuss details of the book. <b>OBJ:</b> New information	<u>Photo Activity Cards</u> Use the prompts on the back to start discussions. <b>OBJ :</b> Increase Vocabulary	Practice tracing letters K, k, L, l, M, m Use magnetic letters to duplicate the traced letters <b>OBJ:</b> Pre handwriting skills	Practice using our words to express ourselves	<u>Dramatic play</u> Dancing like we are on the moon! <b>OBJ:</b> Imagination
<b>Thursday</b>	Calendar/ Weather Sing: “We got the whole world in our hands” <b>Morning Message:</b> How many planets are there?	<u>Smart Board Activity</u> Name the planets and write on the board Read: <u>Jupiter</u> <b>OBJ:</b> New information	<u>Photo Activity Cards</u> Use the prompts on the back to start discussions. <b>OBJ :</b> Increase Vocabulary	Use play dough to make the letters of the week <b>OBJ:</b> Fine Motor and pincer control	VV: Unselfishness and sensitivity SS: Seasons	<u>Block Play</u> Building rocket ships <b>OBJ:</b> Using your imagination
<b>Friday</b>	Calendar/ Weather Sing: “Twinkle Twinkle Little Star” <b>Morning Message:</b> I live on planet Earth.	Read: <u>Twinkle</u> Have children hunt for cut out stars. <b>OBJ:</b> Discuss the book with the class	<u>Vocabulary Review</u> Sun, Moon, Stars, and Planets <b>OBJ:</b> To increase listening skills	<u>Smart Board Activity:</u> Practice letters K, L M <b>OBJ:</b> Fine motor skills	<u>Manners</u> Practice saying please and thank you, Yes maam & no maam, yes sir & no sir	Book center and floor puzzles



Weekly Focus:  
Letter = D, d, E, e, F, f  
Number = 4/Four  
Color = White and Blue  
Shape = Star

**Theme: Team USA**

**Class: Gard 2**

**Week: July 1 – 5, 2019**

Day of the Week/ Objectives	Calendar Circle Time	Language Comprehension	Phonics Development	Fine Motor/ Handwriting Skills	STEM Math/Science Operations	Social Studies Values & Virtues	Learning Centers/ Circle Time
<b>Monday</b>	Introduce the theme and talk about the colors of our flag. Sing: "This Land is My Land" <b>Morning Message:</b> What colors do you see in our flag?	Read: Twinkle Twinkle little star  <b>OBJ:</b> Discuss the book with the class	Smart Board Activities: Draw a flag, star, stripes  <b>OBJ:</b> To build familiarity to theme	Review letters D, d, E, e Make these letters with play dough  <b>OBJ:</b> Working to enhance fine motor skills	Shape Find: Find the different shapes in the STEM Lab  <b>OBJ:</b> Reviewing different shapes, 3D shapes	Explain to the children what our flag represents and how many stripes and stars are on it. Show them a picture of our flag.	Dramatic play-watching fireworks  <b>OBJ:</b> Engage in dramatic play with others
<b>Tuesday</b>	Calendar/ Weather Sing: "When the Saints Go Marching In"  <b>Morning Message:</b> What activities can we do by marching?	Talk to children about some activities we do to celebrate Independence Day (firecrackers, BBQ, picnic) <b>OBJ:</b> Ask open ended questions	Teach the Pledge of Allegiance.  <b>OBJ:</b> To identify letter sounds and recognition	Smart Board Activity: Spell the colors of the flag out.  <b>OBJ:</b> Fine motor skills	Discuss volcanoes. Show them pictures of volcanoes and what they look like when they erupt.  <b>OBJ:</b> Observations	Explain to the children what a Marching Band is. They have to work together and stay together to achieve a goal.	Draw a flag and color it red, white and blue  <b>OBJ:</b> Use imagination and creative expression
<b>Wednesday</b>	Calendar / Weather Sing: "Star Spangled Banner"  <b>Morning Message:</b> Name some characteristics of the American flag.	Discuss what the colors are in the flag? And how many stripes there are and stars?  <b>OBJ:</b> New information	What words to relate to independence day?  <b>OBJ:</b> Review letters and increase vocabulary	Have the children use magnetic letters to copy words for this week's theme.  <b>OBJ:</b> Fine Motor and pincer control	Activity: Can you copy me? (Patterns with colored blocks)  <b>OBJ:</b> Recognize and reproduce patterns	VV: Unselfishness and sensitivity  SS: Water and Sun safety	Build a flag with your blocks  <b>OBJ:</b> Using your imagination
<b>Thursday</b>		<b>HOLIDAY</b>		<b>CRÈME</b>		<b>CLOSED</b>	
<b>Friday</b>	Review theme and recall new things we've learned Sing: "Star Spangled Banner"  <b>OBJ:</b> Recall new information	Discuss what the colors are in the flag? And how many stripes there are and stars?  <b>OBJ:</b> New information	What words to relate to independence day?  <b>OBJ:</b> Review letters and increase vocabulary	Have the children use magnetic letters to copy words for this week's theme.  <b>OBJ:</b> Fine Motor and pincer control	Activity: Can you copy me? (Patterns with colored blocks)  <b>OBJ:</b> Recognize and reproduce patterns	VV: Unselfishness and sensitivity  SS: Water and Sun safety	Draw a flag and color it red, white and blue  <b>OBJ:</b> Use imagination and creative expression



Weekly Focus:  
Letter = N, n, O, o, P, p  
Number = 7/seven  
Color = Brown  
Shape = Rectangle

**Theme: All Star Training**

**Class: Gard 2**

**Week: July 8 – 12, 2019**

Day of the Week/ Objectives	Calendar Circle Time	Language Comprehension	Phonics Development	Fine Motor/ Handwriting Skills	Social Studies Values & Virtues	Learning Centers/ Circle Time
<b>Monday</b>	Introduce the theme  Sing: “ Playmate, come out and play with me”  <u>Morning Message:</u> What is your favorite sport?	Watch: <u>The Tortoise and the Hare</u> story.  Explain that sports can be for fun or competition. If they compete, they can get awards and medals.  <b>OBJ:</b> Recall/ Discuss the sport in the story.	<u>Discuss vocabulary:</u>  Soccer, Football, Basketball, Baseball  <b>OBJ:</b> Introduce vocabulary theme related	Print a sheet with different sports balls on it.  Color the different balls for the different sports.  <b>OBJ:</b> Working to enhance fine motor skills	Explain to children that different cultures play and / or compete in different sports at different times of the year.  Talk to them about the Summer Olympics and what they are. Discuss what events are included.	Introduce the sport “Long Jump”  <b>OBJ:</b> Gross motor/ sports related long jump
<b>Tuesday</b>	Calendar/ Weather  Sing: “Take me out of the Ball Game”  <u>Morning Message:</u> Name some sports that use a ball.	<u>Photo Activity Cards</u>  Use the prompts on the back to start discussions.  <b>OBJ :</b> Increase Vocabulary	<u>Alphabet Cards and Sounds</u>  Review the letters and the sounds that each letter makes. <b>OBJ:</b> To build word vocabulary	<u>Smart Board Activity:</u>  Practice tracing letters N, O, P  <b>OBJ:</b> Fine motor skills	Talk about different sports with a ball and which body part we use to play each of those different sports.	<u>Dramatic Play</u> Pretend to play your favorite sport game  <b>OBJ:</b> Imagination and gross motor.
<b>Wednesday</b>	Calendar/ Weather  Sing: “Head Shoulders, Knees and Toes”  <u>Morning Message:</u> What’s your favorite indoor and outdoor sport?	<u>Indoor versus Outdoor Sports</u>  Discuss certain sports and have the children guess whether the sport is played indoor or outdoor.  <b>OBJ:</b> Recall and discuss the story.	Sing: “Ring Around the Rosie, a Pocket Full of Poises”  <b>OBJ :</b> Enjoy singing a familiar song	<u>Smart Board Activity:</u>  Practice tracing letters N, O, P  <b>OBJ:</b> Fine motor skills	Explain the safety rules of outdoor sports versus indoor sports. Make a list of indoor sports and a list of outdoor sports	<u>Block Play:</u> Build a race track  <b>OBJ:</b> Fine motor skills/ hand eye coordination
<b>Thursday</b>	Calendar/ Weather  Sing: “Skip to my Lou”  <u>Morning Message:</u> List some safety rules we should follow at school.	Explain to the children the game of soccer. Explain the importance of not using our hands and using only our feet to play.. <b>OBJ :</b> Increase Vocabulary	<u>Photo Activity Cards</u>  Use the prompts on the back to start discussions. <b>OBJ :</b> Increase Vocabulary	Glue pom poms on paper plates  <b>OBJ:</b> Fine Motor and pincer control	Discuss different safety tips for different sports. For example, the reason why we wear helmets, pads, and protective eyewear.	<u>Dramatic Play</u> Pretend to play your favorite sport game  <b>OBJ:</b> Imagination and gross motor.
<b>Friday</b>	Calendar/ Weather Sing: “Do your ears hang low”  <u>Morning Message:</u> List some ways we can be a good sportsman.	Watch: <u>The Tortoise and the Hare</u> story. Explain that sports can be for fun or competition. If they compete, they can get awards and medals. <b>OBJ:</b> Recall/ Discuss the sport in the story.	<u>Vocabulary Review:</u> Soccer, Football, Basketball, Baseball  <b>OBJ:</b> Recall new information	<u>Chalk Board Play:</u> Review letters and theme related information  <b>OBJ:</b> Fine Motor Skills	Explain to children what it means to be a good sportsman. It is not whether we win or lose but that we all have fun and are nice to all players	<u>Block Play:</u> Build a race track  <b>OBJ:</b> Fine motor skills/ hand eye coordination



Weekly Focus:  
Letter = H, h, I, i, J, j  
Number = 5/Five  
Color = Green  
Shape = Rectangle

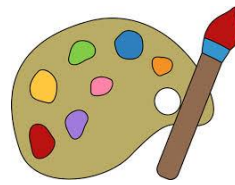
**Theme: Culinary Creations**

**Class: Gard 2**

**Week: July 15– 19, 2019**

Day of the Week/ Objectives	Calendar Circle Time	Language Comprehension	Phonics Development	Fine Motor/ Handwriting Skills	Social Studies Values & Virtues	Learning Centers/ Circle Time
<b>Monday</b>	Introduce the theme.  Calendar / Weather  Sing: “ I Like to Eat Apples and Bananas”  <u>Morning Message:</u> What is your favorite kind of fruit?	Read: Green Eggs and Ham  <b>OBJ:</b> Discuss the book with the class	Alphabet Soup Put the letters inside a bucket and take turns pulling out a later and making the sounds	Practice writing words(Letters): Review letters H, h, I, i  <b>OBJ:</b> Working to enhance fine motor skills	Sort Fruit by color Make a pattern with fruit.  <b>OBJ:</b> Reviewing different colors and patterns	PATHS: Review all emotions/ feelings- Talk about the different feelings/emotions and how they make you act and feel
<b>Tuesday</b>	Calendar/ Weather  Sing: “Five Little Cookies”  <u>Morning Message:</u> Which vegetables are green?	Read: Vegetable Garden  <b>OBJ:</b> Ask open ended questions and discuss about different types of Vegetables	Smart board Activity: Draw pictures of different types of vegetables and sound the words out  <b>OBJ:</b> To identify letter sounds and recognition	Make collage using fruits and vegetables from magazines  <b>OBJ:</b> Fine motor skills	Chart/ Graph your favorite foods  <b>OBJ:</b> Introducing simple graphing concepts	PATHS: Review Sharing and how we can practice sharing with others
<b>Wednesday</b>	Calendar/ Weather Sing: “Take Me Out For Some Ice Cream” <u>Morning Message:</u> How do you grow vegetables?	Discuss where we can buy fruits and vegetables? How can we grow them”  <b>OBJ:</b> New information	Photo Activity Cards  <b>OBJ :</b> To build on the theme	Practice writing words (letters): Review Letters J, j  <b>OBJ:</b> Fine motor skills	Activity: size comparisons of fruits  <b>OBJ:</b> Comparing sizes	PATHS: Practices using our words to express ourselves
<b>Thursday</b>	Calendar/ Weather Sing: “Peanut Butter and Jelly”  <u>Morning Message:</u> What is your favorite type of food?	Read: The very Hungry Caterpillar  <b>OBJ:</b> Discuss the story and the different things the caterpillar eats.	Have the children make the sounds of the ABC’s  <b>OBJ:</b> Review letters and increase vocabulary	Smart Board Activities: Draw your favorite foods  <b>OBJ:</b> Fine Motor and pincer control	Activity: Size comparisons of vegetables  <b>OBJ:</b> Comparing sizes	VV: Unselfishness and sensitivity  SS: Seasons
<b>Friday</b>	Calendar/ Weather Sing: “I like to eat Apples and Bananas” <u>Morning Message:</u> What was your favorite activity today?	Read: The Very Hungry Caterpillar Create your own very hungry caterpillar adventure <b>OBJ:</b> Recall new information	Alphabet Soup Put the letters inside a bucket and take turns pulling out a later and making the sounds	Make letters with noodles.  <b>OBJ:</b> Fine Motor Skills	Creating different combinations of fruits and vegetables.  <b>OBJ:</b> Creating combinations and patterns	Manners: Practice saying “please” and “thank you”, “Yes ma’am” & “no ma’am”, “yes sir” & “no sir”





Weekly Focus:  
Letter = Q, q, U, u, R, r  
Number = 8/Eight  
Color = Black  
Shape = Semi-Circle

**Theme: Color My World**

**Class: Gard 2**

**Week: July 22 – 26, 2019**

Day of the Week/ Objectives	Calendar Circle Time	Language Comprehension	Phonics Development	Fine Motor/ Handwriting Skills	Social Studies Values & Virtues	Learning Centers/ Circle Time
<b>Monday</b>	Introduce the theme.  Calendar / Weather  Sing: “Colors, Colors all around” <b><u>Morning Message:</u></b> What’s your favorite color?	Read: <u>Colors</u> and describe the cover  <b>OBJ:</b> Recall/ Discuss the painting and colors from the story.	Sing: “The Color Song”  <b>OBJ:</b> Introduce vocabulary theme related	Stamp flowers on construction paper to create a piece of art.  <b>OBJ:</b> Working to enhance fine motor skills	Show pictures of famous painters and talk about what they painted.	Search for primary and secondary colors in the classroom  <b>OBJ:</b> Recall new information
<b>Tuesday</b>	Calendar/ Weather  Sing: “ I Can Make a Rainbow” <b><u>Morning Message:</u></b> How do we make secondary colors?	Audio Book: Pete the Cat; I Love My White Shoes.  <b>OBJ:</b> Enhancing listening skills	<u>Colors of the Rainbow</u> Spell out different colors using the white boards.  <b>OBJ:</b> To build word vocabulary	<u>Play Dough Fun</u> Make the letter R with red play dough.  <b>OBJ:</b> Fine motor skills	Talk to the children about Leaonardo Da Vinci and his famous painting of the “Mona Lisa”.	Let the children make sculptures with play dough  <b>OBJ:</b> Imagination and gross motor.
<b>Wednesday</b>	Calendar/ Weather  Sing: “Colors, Colors all around” <b><u>Morning Message:</u></b> What are some things that come in your favorite color?	<b><u>Photo Activity Cards</u></b> Use the prompts in the back to discuss the Photo Activity Card.  <b>OBJ:</b> Recall and have the children describe the characters	Sing: “Somewhere Over the Rainbow”  <b>OBJ :</b> Enjoy singing a familiar song	Color a rainbow.  <b>OBJ:</b> Pre handwriting skills	Talk to the children about the famous painter Michelangelo.	Paint with primary colors and secondary colors  <b>OBJ:</b> Fine motor skills/ hand eye coordination
<b>Thursday</b>	Calendar/ Weather  Sing: “The Blue Song”  <b><u>Morning Message:</u></b> What can we use to make art?	Explain to the children about primary colors and secondary colors  <b>OBJ:</b> Recall new information	<b><u>Photo Activity Cards</u></b> Use the prompts in the back to discuss the Photo Activity Card.  <b>OBJ:</b> Recall and have the children describe the characters	Create a paper collage using all the colors of the rainbow.  <b>OBJ:</b> Fine Motor and pincer control	Talk to the children about Beethoven and how he composed the famous song Fur Elise.	Build with colorful Legos and create a design  <b>OBJ:</b> Cooperation with others imagination
<b>Friday</b>	Calendar/ Weather  Sing: “ I Can Make a Rainbow” <b><u>Morning Message:</u></b> What type of artist do you want to be?	<b><u>Smart Board Activity:</u></b> Review new information from theme (colors, shapes, drawings)  <b>OBJ:</b> Recall new information	<b><u>Vocabulary Review:</u></b> Colors, Art, drawing, Creating  <b>OBJ:</b> Recall new information	<b><u>Chalk Board Play:</u></b> Review letters and theme related information  <b>OBJ:</b> Fine Motor Skills	Talk to the children about famous artist Van Gogh. He painted “gloomy” painting due to his life history.	Make an art master piece  <b>OBJ:</b> Imagination and gross motor



Weekly Focus:  
Letter = R, r, S, s, T, t  
Number = 9/Nine  
Color = Blue/ Green  
Shape = Rhombus/Diamond

**Theme: Water Wonders**

**Class: Gard 2**

**Week: July 29 -August 2, 2019**

Day of the Week/ Objectives	Calendar Circle Time	Language Comprehension	Phonics Development	Fine Motor/ Handwriting Skills	Social Studies Values & Virtues	Learning Centers/ Circle Time
<b>Monday</b>	Introduce the theme.  Calendar / Weather  Sing: "Down in the Deep Blue Sea" <b><u>Morning Message:</u></b> Where do fish live?	Read: Living near the sea  <b>OBJ:</b> Recall/ Discuss the main parts of the story.	Sing: "Five little fishes in the sea"  <b>OBJ:</b> Introduce vocabulary theme related	Creating play dough islands.  <b>OBJ:</b> Working to enhance fine motor skills	Discuss what you do at the beach. Ask the children to bring hats and sunglasses.	Dramatic play: Let's pretend we are going to the beach for the day  <b>OBJ:</b> Recall new information
<b>Tuesday</b>	Calendar/ Weather  Sing: " Five Little Fishes in the Sea" <b><u>Morning Message:</u></b> How big is the ocean and what lives in the ocean?	Read: Boat Rides  <b>OBJ:</b> Enhancing listening skills	Spell out water words: Sea, Ocean, Fish, Shells  <b>OBJ:</b> To build word vocabulary	Smart Board Activity: Practice letters R, S, T  <b>OBJ:</b> Fine motor skills	Explain to the children the difference between an ocean and a desert.	Let the children make ocean animals with play dough  <b>OBJ:</b> Imagination and gross motor.
<b>Wednesday</b>	Calendar/ Weather  Sing: "Down By the Bay" <b><u>Morning Message:</u></b> Have you been to the beach? What have you done at the beach?	Read: Grandma and Me  <b>OBJ:</b> Recall and have the children describe the characters and what happen	Sing: "This is the Way We Dress For Summer"  <b>OBJ :</b> Enjoy singing a familiar song	Practice writing words (letters): Tracing R, r, S, s, T, t  <b>OBJ:</b> Pre handwriting skills	Discuss with the children if we can live under the sea.	Making our own Fish  <b>OBJ:</b> Fine motor skills/ hand eye coordination
<b>Thursday</b>	Calendar/ Weather  Sing: "Five Little Fishes in the Sea" <b><u>Morning Message:</u></b> What is a river? What is an ocean? What is a lake?	Read: Rainbow fish  <b>OBJ:</b> Recall new information	Make a class ocean story  <b>OBJ:</b> Vocabulary building	Color/ draw an ocean scene  <b>OBJ:</b> Fine Motor and pincer control	Talk about what the swim instructor, life guard, and the captain of a ship do.	Let's go fishing  <b>OBJ:</b> Cooperation with others imagination
<b>Friday</b>	Calendar/ Weather  Sing: "A sailor Went to Sea" <b><u>Morning Message:</u></b> What was your favorite activity today?	<b><u>Smart Board Activity:</u></b> Review new information from theme (fish, Oceans, Shells)  <b>OBJ:</b> Recall new information	<b><u>Vocabulary Review:</u></b> Ocean, Seas, Fish,  <b>OBJ:</b> Recall new information	<b><u>Chalk Board Play:</u></b> Review letters and theme related information  <b>OBJ:</b> Fine Motor Skills	Explain to the children how to conserve water.	Build a ship harbor with blocks or Legos  <b>OBJ:</b> Imagination and gross motor



Weekly Focus:  
Letter = Review ABC's  
Number = Review 1-15  
Color = Review all Secondary Colors  
Shape = Review basic shapes

**Theme: Bon Voyage Summer**

**Class: Gard 2**

**Week: August 5- 9, 2019**

Day of the Week/ Objectives	Calendar Circle Time	Language Comprehension	Phonics Development	Fine Motor/ Handwriting Skills	Social Studies Values & Virtues	Learning Centers/ Circle Time
<b>Monday</b>	Introduce the theme.  Calendar / Weather  Sing "Good Morning" <b><u>Morning Message:</u></b> What colors will you see at a festival?	Play a "Name That Tune" using a CD player. Have the children listen and guess the name of the song. <b>OBJ:</b> Discuss new information.	Make a Musical Festival using different instruments.  <b>OBJ:</b> Introduce vocabulary theme related	Use yarn to make the first letter of your name.  <b>OBJ:</b> To encourage sensory exploration	Explain to the children how different countries have different festivals.	Pretend that you are in a parade.  <b>OBJ:</b> To enjoy games with friends.
<b>Tuesday</b>	Calendar/ Weather  Sing: "Five Little Bugs"  <b><u>Morning Message:</u></b> How do you celebrate your birthday?	<u>Our Story</u> Put a toy into a plastic jar and the secure lid. Have the children make a story about the toy in the jar. <b>OBJ:</b> Encourage storytelling and creativity.	<u>Letter Flash Cards</u> Use these to spell out their names.  <b>OBJ:</b> Letter recognition	<u>Play Dough Activity</u> Make snakes with play dough  <b>OBJ:</b> Working on pincer grasp development	Discuss with the children about a celebration they really enjoy.	Puppet Shows  <b>OBJ:</b> Fine motor
<b>Wednesday</b>	Calendar/ Weather  Sing: "The Days of the Week"  <b><u>Morning Message:</u></b> How many days are in a week?	Read : <u>Green Eggs and Ham</u> Discuss with the children the appearance of foods and how they taste.  <b>OBJ:</b> Enhance imagination and creativity	<u>Letter Flash Cards</u> Encourage the children to find the first letter of their names.  <b>OBJ:</b> Beginning sounds.	<u>Blocks Activity</u> Make a large row with different colors. See if they can follow your pattern.  <b>OBJ:</b> Fine Motor Skills	Discuss with the children how many different types of festivals we have.	Finger Play Favorites  <b>OBJ:</b> Engage in a group activity
<b>Thursday</b>	Calendar/ Weather  Review the different types of festivals they have learned. <b><u>Morning Message:</u></b> Do you enjoy dancing?	Discuss with the children the different types of dances that they like.  <b>OBJ:</b> Discuss new information	<u>Fish Letters</u> Spell out their names  <b>OBJ:</b> Vocabulary building	<u>Smart Board Activity</u> Write the child's name and have them trace the letters with their finger.  <b>OBJ:</b> Fine motor and pincer control	Discuss with the children about the different types of international foods.	Listening center and puzzles  <b>OBJ:</b> Cooperation with others imagination
<b>Friday</b>	Calendar/ Weather  Sing: "Oh Mr. Sun"  <b><u>Morning Message:</u></b> Have you ever been in a hot air balloon?	Discuss with the children the Festival Balloon  <b>OBJ:</b> Review the theme	<u>Smart Board Activity</u> Review new vocabulary words  <b>OBJ:</b> Recall new information	Use yarn to make the first letter of your name.  <b>OBJ:</b> To encourage sensory exploration	Discuss with the children the different types of festivals we have here in our school.	Making fun festive decorations  <b>OBJ:</b> Imagination.