




Weekly Focus:
Letter = A, a, B, b, C, c
Number = 3/Three
Color = Yellow
Shape = Square

Theme: Exploring Our World

Class: Gard 3

Week: May 27 – 31, 2019

Day of the Week/ Objectives	Calendar Circle Time	Language Comprehension	Phonics Development	Fine Motor/ Handwriting Skills	STEM Math/Science Operations	PATHS Social Studies Values & Virtues	Learning Centers/ Circle Time
Monday		HOLIDAY		CRÈME		CLOSED	
Tuesday	Introduce theme. Calendar / Weather <u>Morning Message:</u> What are some things you might find outside?	Read: In the cow's backyard OBJ: Discuss the book with the class	What words begin with the letter A, a? OBJ: To identify letter sounds	Drawing: Trees and flowers of different shapes and sizes OBJ: Fine motor skills	Nature walk OBJ: To explain observations you might see	PATHS: Saying Good bye When do we say good bye? At the end of the day, before a trip and if we move.	Pretend to have a picnic or going camping with friends OBJ: Create experiences
Wednesday	Calendar / Weather Sing: "Mr. Sun" <u>Morning Message:</u> I see the beautiful trees outside.	Activity: Rhyming words with a friend. OBJ: To identify words that sound alike	What words begin with the letter B, b? OBJ: To identify letter sounds	Trace Shapes OBJ: To improve hand and eye coordination	Science: Talk about different types of trees and their leaves OBJ: To describe attributes	PATHS: review saying good bye. Sometimes we have to say good bye to things, to people and to animals	Sensory: Planting seeds – Outdoor activity OBJ: Sensory awareness
Thursday	Calendar / Weather Review the days of the week <u>Morning Message:</u> What is your favorite thing to do outside?	Read: Insect Picnic Discuss how and where do they get their food from? OBJ: Recall information	Practice drawing shapes OBJ: Discuss shapes and process of drawing	Draw on smart board with finger tips Letters of the week OBJ: Hand eye coordination	Describe shapes OBJ: To learning differences and similarities	VV: Friendship SS: Summer Season-what's the weather like, how we dress for summer and what's the next season?	Sensory table: working with rice Activity: making a playground with blocks
Friday	Calendar / Weather Review months of the year <u>Morning Message:</u> What was your favorite activity today?	Discuss plants, flowers and trees. Vocab words: Seeds and Plants. OBJ: Learn new vocabulary words	What words begin with the letter C, c? OBJ: To identify letter sounds	Trace Letters A, a, B, b, C, c OBJ: To help gain letter knowledge	Identify colors OBJ: Reinforce knowledge	Manners: Saying "You're welcome" and review table manners	Playdough play- Creating bugs or things you see outside OBJ: Fine motor skills




Weekly Focus:
Letter = Letters in Children's Names
Number = 2/Two
Color = Orange
Shape = Circle

Theme: Walk on the Wild Side

Class: Gard 3

Week: June 3 – 7, 2019

Day of the Week	Calendar Circle Time	Language Comprehension	Phonics Development	Fine Motor/ Handwriting Skills	Social Studies Values & Virtues	Learning Centers/ Circle Time
Monday	Introduce the theme. Calendar / Weather Sing: "Mary Had a Little Lamb" Morning Message: Do you have a pet?	Talk about different types of animals. OBJ: To acquire new vocabulary	Name different types of animals and the letters that they begin with. OBJ: To identify letter sounds	Make the letter V with play dough. Make the letter V with a piece of string. OBJ: To create original works	Discuss with the children how a veterinarian helps all different types of animals.	Find different types of pets in magazines and make a collage
Tuesday	Calendar / Weather Sing: "Three Blind Mice" Morning Message: What is your favorite type of animal?	Read: <u>Where Do These Animals Live?</u> OBJ: To increase vocabulary	Review the letters using the Alphabet Wall cards OBJ: To listen for new letter sounds	Trace / Write first and last names with upper and lower case letters. OBJ: To increase fine motor skills	Discuss with the children the different types of pets people have. Discuss good choices for pets and which ones should stay in the zoo.	Zoo animal hunt around the classroom.
Wednesday	Calendar / Weather Sing: "5 Little Ducks" Morning Message: What is your favorite animal in the zoo?	<u>Photo Activity Card</u> Use the prompts on the back to discuss the photo activity card. OBJ: To increase vocabulary	<u>Smart Board Activity</u> List different types of animals. OBJ: To answer open-ended questions	<u>Chalk Board Activity</u> Review letters and theme related information OBJ: To enhance fine motor skills	Show pictures of different types of animals. Discuss their favorites and make a chart.	Sensory: Food group sorting
Thursday	Calendar / Weather Sing: "Old McDonald Had a Farm" Morning Message: What types of animals do you see on the farm?	Read: <u>How Happy I Would Be</u> OBJ: Recall information	Review the letters using the Alphabet Wall cards OBJ: To listen for new letter sounds	Make a turtle with green play dough OBJ: To use a variety of forms of sensory	Discuss the type of work that is done on a farm.	Build a house for the mice out of blocks OBJ: To cooperate with others
Friday	Calendar / Weather Sing: "Mary Had a Little Lamb" Morning Message: What type of animal would you like to bring to school?	Read: <u>The Book of Animals</u> OBJ: Listen with increasing attention	<u>Smart Board Activity</u> Review new vocabulary words OBJ: To recognize printed letters	Lacing Cards OBJ: To increase fine motor skills	Discuss the different types of animals you might see in the wilderness. (i.e. bears)	Sing and act out: "Going on a Bear Hunt" OBJ: To follow simple directions



Weekly Focus:
Letter = X, x, Y, y, Z, z
Number = Review 1-10
Color = Review all primary colors
Shape = Review basic shapes

Theme: Center Stage

Class: Gard 3

Week: June 10 – 14, 2019

Day of the Week/ Objectives	Calendar Circle Time	Language Comprehension	Phonics Development	Fine Motor/ Handwriting Skills	STEM Math/Science Operations	Social Studies Values & Virtues	Learning Centers/ Circle Time
Monday	Introduce the theme. Calendar / Weather Sing: “Clap Your Hands” Morning Message: <u>What are some of your favorite entertainment activities?</u>	Introduce the word entertainment, talk about different types of entertainment (movies, storytelling, plays) OBJ: Discuss new information.	Clap out the syllables to the words: Performer, Artist, Singer, and Musician OBJ: Introduce vocabulary theme related	Trace the word <i>artist.</i> OBJ: Working to enhance fine motor skills	Foot Print Measuring: Measure lengths OBJ: Observations and predictions	Review the feelings of scared and afraid. What do these terms mean? What can we do when we are scared?	Dramatic play: Putting on a play with friends OBJ: Cooperation with others and gross motor skills
Tuesday	Calendar/ Weather Sing: “The More We Get Together” Morning Message: <u>What do you need to perform on a theatre?</u>	Discuss what it means to perform in a theatre and what actors do to prepare. OBJ: To learn about theatre as entertainment	Spell the words <i>drama</i> and <i>play</i> . Identify words that rhyme with each word. OBJ: Letter recognition	Trace the word <i>ballet.</i> OBJ: working on pincer grasp development	Review shapes and patterns OBJ: Pattern Play	Review- what things keep us safe? Rules, Jobs. Talk about the different things that keep us safe.	Invite the children to sing and dance to their favorite song OBJ: cooperation with others.
Wednesday	Calendar/ Weather Sing: “ABC” Morning Message: <u>How does a dancer move?</u>	Discuss different types of dance, such as ballet, jazz, hip- hop, modern dance. OBJ: To learn about dance as entertainment	Identify words that rhyme with Hip- Hop by changing first letter H. OBJ: Rhyming Words	Practice writing words (letters): Tracing X, Y, Z OBJ: Pre handwriting skills	Math Spot Game: Numbers, counting Working with counting bears OBJ: Counting	Discuss the history of ballet.	Finger Play Favorites OBJ: Engage in a group activity
Thursday	Calendar/ Weather Sing: “Take Me Out to the Ball Game” Morning Message: <u>What is your favorite sport?</u>	Discuss and identify different sports to watch as entertainment. OBJ: Discuss new information	Write the name of your favorite sport. OBJ: Vocabulary building	White Board practice our names OBJ: Fine Motor and Pincer Control	Creating different types of color patterns. OBJ: Color recognition	Discuss different sports we practice.	Invite children to talk about their favorite sport. OBJ: Cooperation with others imagination
Friday	Calendar/ Weather Sing: Your favorite song Review information from this week’s theme.	Show and Tell: Invite the children to act out their favorite part of their favorite story. OBJ: Review the theme	Smart Board Activity: Review new vocabulary words OBJ: Recall new information	Chalk board play: Review letters and theme related information OBJ: Fine Motor Skills	Cube counting: practicing length OBJ: observation and predictions	Manners: Using please and thank you. Pushing in our chairs at the table	Let’s pretend to be actors OBJ: imagination.



Weekly Focus:
Letter = A, a, B, b, C, c
Number = 3/Three
Color = Yellow
Shape = Square

Theme: Imagine That

Class: Gard 3

Week: June 17 – 21, 2019

Day of the Week/ Objectives	Calendar Circle Time	Language Comprehension	Phonics Development	Fine Motor/ Handwriting Skills	STEM Math/Science Operations	PATHS Social Studies Values & Virtues	Learning Centers/ Circle Time
Monday	Introduce theme Backyard Science and discuss things we do and see in the backyard.	Read: <u>In the Cow's Backyard</u> OBJ: Discuss the book with the class	What words begin with the letter A, a? OBJ: To identify letter sounds	Drawing: Trees and flowers of different shapes and sizes OBJ: Fine motor skills	Nature walk OBJ: To explain observations you might see	PATHS: Saying Good bye When do we say good bye? At the end of the day, before a trip and if we move.	Pretend to have a picnic or going camping with friends OBJ: Create experiences
Tuesday	Sing: "Baby Bumblebee" OBJ: To sing familiar songs with a group	Read: <u>In My Backyard</u> OBJ: Ask questions about the book	Smart Board Activity: Insects hidden pictures. OBJ: To answer open ended questions	Alphabet Flashcards OBJ: Handwriting skills	Count clapping by 5's OBJ: To practice counting	PATHS: Review saying good bye and the reasons why we say good bye.	Activity: Draw a picture of your backyard OBJ: Use imagination and creative expression
Wednesday	Sing: "Mr. Sun" Discuss the weather and the different seasons and how we are in summer. OBJ: Participate in a group activity.	Activity: Rhyming words with a friend. OBJ: To identify words that sound alike	What words begin with the letter B, b? OBJ: To identify letter sounds	Trace Shapes OBJ: To improve hand and eye coordination	Science: Talk about different types of trees and their leaves OBJ: To describe attributes	PATHS: review saying good bye. Sometimes we have to say good bye to things, to people and to animals	Sensory: Planting seeds – Outdoor activity OBJ: Sensory awareness
Thursday	Review the days of the week OBJ: Sequencing	Read: <u>Insect Picnic</u> Discuss how and where do they get their food from? OBJ: Recall information	Practice drawing shapes OBJ: Discuss shapes and process of drawing	Draw on smart board with finger tips the Letters of the week OBJ: Hand eye coordination	Describe shapes OBJ: To learning differences and similarities	VV: Friendship SS: Summer Season-what's the weather like, how we dress for summer and what's the next season?	Sensory table: working with rice Activity: Making a playground with blocks
Friday	Review months of the year OBJ: sequencing	Discuss plants, flowers and trees. Vocab words: Seeds and Plants. OBJ: Learn new vocabulary words	What words begin with the letter C, c? OBJ: To identify letter sounds	Trace Letters A, a, B, b, C, c OBJ: To help gain letter knowledge	Identify colors OBJ: Reinforce knowledge	Manners: Saying "You're welcome" and review table manners	Playdough play- Creating bugs or things you see outside OBJ: Fine motor skills



Weekly Focus:
Letter = K, k, L, l, M, m
Number = 6/Six
Color = Purple
Shape = Octagon

Theme: Super Hero Science Camp

Class: Gard 3

Week: June 24 – 28, 2019

Day of the Week/ Objectives	Calendar Circle Time	Language Comprehension	Phonics Development	Fine Motor/ Handwriting Skills	Social Studies Values & Virtues	Learning Centers/ Circle Time
Monday	Introduce the theme and talk about what planet you live on. Sing: “ Hey Diddle, Diddle” Morning Message: What planet do we live on?	Read: <u>Earth’s Land and Water</u> Have children hunt for cut out stars. OBJ: Discuss the book with the class	<u>Discuss vocabulary</u> Sun, Moon, Stars, Planets OBJ: Introduce vocabulary theme related	Make a galaxy and label planets OBJ: Working to enhance fine motor skills	Review all emotions/ feelings Talk about the different feelings/ emotions and how they make you act and feel	Dramatic play & block play OBJ: Imagination and cooperative play
Tuesday	Calendar/ Weather Poem: “Star light, Star Bright” Morning Message: What does an astronaut do?	<u>Finger Play Activity:</u> “Planets around the Sun” OBJ: Ask open ended questions	Introduce a syllabication clap per syllable for the following words: Mercury Venus Jupiter Saturn OBJ: To build word vocabulary	<u>Smart Board Activity:</u> Practice letters K, L M OBJ: Fine motor skills	Review <u>Sharing</u> and how we can practice sharing with others. Make a list	Fine motor letter building OBJ: Fine motor skills
Wednesday	Calendar/ Weather Sing: “Twinkle Twinkle Little Star” Morning Message: Can you count the stars?	Read: <u>Stars</u> Ask children to discuss details of the book. OBJ: New information	<u>Photo Activity Cards</u> Use the prompts on the back to start discussions. OBJ : Increase Vocabulary	Practice tracing letters K, k, L, l, M, m Use magnetic letters to duplicate the traced letters OBJ: Pre handwriting skills	Practice using our words to express ourselves	<u>Dramatic play</u> Dancing like we are on the moon! OBJ: Imagination
Thursday	Calendar/ Weather Sing: “We got the whole world in our hands” Morning Message: How many planets are there?	<u>Smart Board Activity</u> Name the planets and write on the board Read: <u>Jupiter</u> OBJ: New information	<u>Photo Activity Cards</u> Use the prompts on the back to start discussions. OBJ : Increase Vocabulary	Use play dough to make the letters of the week OBJ: Fine Motor and pincer control	VV: Unselfishness and sensitivity SS: Seasons	<u>Block Play</u> Building rocket ships OBJ: Using your imagination
Friday	Calendar/ Weather Sing: “Twinkle Twinkle Little Star” Morning Message: I live on planet Earth.	Read: <u>Twinkle</u> Have children hunt for cut out stars. OBJ: Discuss the book with the class	<u>Vocabulary Review</u> Sun, Moon, Stars, and Planets OBJ: To increase listening skills	<u>Letter Stamps Activity:</u> Letter stamp the names of the planets OBJ: Fine motor skills	<u>Manners</u> Practice saying please and thank you, Yes maam & no maam, yes sir & no sir	Book center and floor puzzles



Weekly Focus:
Letter = D, d, E, e, F, f
Number = 4/Four
Color = White and Blue
Shape = Star

Theme: Team USA

Class: Gard 3

Week: July 1 – 5, 2019

Day of the Week/ Objectives	Calendar Circle Time	Language Comprehension	Phonics Development	Fine Motor/ Handwriting Skills	STEM Math/Science Operations	Social Studies Values & Virtues	Learning Centers/ Circle Time
Monday	Introduce the theme and talk about the colors of our flag. Sing: "This Land is My Land" Morning Message: What colors do you see in our flag?	Read: <u>Twinkle Twinkle Little Star</u> Vocabulary - stars OBJ: Discuss the book with the class	Smart Board Activities: Draw a flag, star, stripes OBJ: To build familiarity to theme	Practice tracing words that begin with D,d. OBJ: Working to enhance fine motor skills	Shape Find: Find the different shapes in the STEM Lab OBJ: Reviewing different shapes, 3D shapes	Explain to the children what our flag represents and how many stripes and stars are on it. Show them a picture of our flag.	Dramatic play-watching fireworks OBJ: Engage in dramatic play with others
Tuesday	Calendar/ Weather Sing "God Bless America" Morning Message: List some ways that you can appreciate our country?	Explain to children what the word patriotism means and what you can do to express your patriotism to our country. OBJ: active listening during a story time.	Photo Activity Cards OBJ : To build on the theme	Practice tracing the words " <i>patriot, America, country</i> ". OBJ: Fine motor skills	Activity: Counting objects and numerals 1-10 OBJ: To recognize numbers	Explain to the children why we celebrate the 4 th of July	Chalkboard play OBJ: Sensory activity/ creative expression
Wednesday	Calendar / Weather Sing: "Star Spangled Banner" Morning Message: Name some characteristics of the American flag.	Discuss what the colors are in the flag? And how many stripes there are and stars? OBJ: New information	Which words relate to independence day? OBJ: Review letters and increase vocabulary	Have the children use magnetic letters to copy words for this week's theme. OBJ: Fine Motor and pincer control	Activity: Can you copy me? (Patterns with colored blocks) OBJ: Recognize and reproduce patterns	VV: Unselfishness and sensitivity SS: Water and Sun safety	Build a flag with your blocks OBJ: Using your imagination
Thursday		HOLIDAY		CRÈME		CLOSED	
Friday	Review theme and recall new things we've learned Sing: "Star Spangled Banner" OBJ: Recall new information	Discuss what the colors are in the flag? And how many stripes there are and stars? OBJ: New information	What words to relate to independence day? OBJ: Review letters and increase vocabulary	Have the children trace words that have to do with the 4 th of July. OBJ: Fine Motor and pincer control	Activity: Can you copy me? (Patterns with colored blocks) OBJ: Recognize and reproduce patterns	VV: Unselfishness and sensitivity SS: Water and Sun safety	Draw a flag and color it red, white and blue OBJ: Use imagination and creative expression



Weekly Focus:
Letter = N, n, O, o, P, p
Number = 7/seven
Color = Brown
Shape = Rectangle

Theme: All Star Training

Class: Gard 3

Week: July 8 – 12, 2019

Day of the Week/ Objectives	Calendar Circle Time	Language Comprehension	Phonics Development	Fine Motor/ Handwriting Skills	Social Studies Values & Virtues	Learning Centers/ Circle Time
Monday	Introduce the theme Sing: “ Playmate, come out and play with me” <u>Morning Message:</u> What is your favorite sport?	Watch: <u>The Tortoise and the Hare</u> story. Explain that sports can be for fun or competition. If they compete, they can get awards and medals. OBJ: Recall/ Discuss the sport in the story.	<u>Discuss new vocabulary words and compound words:</u> Soccer, Football, Basketball, Baseball OBJ: Introduce vocabulary theme related	<u>Alphabet Review:</u> Practice tracing letters on the Smart Board OBJ: working to enhance fine motor skills	Explain to children that different cultures play and / or compete in different sports at different times of the year. Talk to them about the Summer Olympics and what they are. Discuss what events are included.	Introduce the sport “Long Jump” OBJ: gross motor/ sports related long jump
Tuesday	Calendar/ Weather Sing: “Take me out of the Ball Game” <u>Morning Message:</u> Name some sports that use a ball.	<u>Photo Activity Cards</u> Use the prompts on the back to start discussions. Read: <u>Can You Move Like That?</u> OBJ : Increase Vocabulary	<u>Words of the Week</u> Spell and cite the words of the week: ball, kick, goal, sport, play OBJ: To build word vocabulary	<u>Smart Board Activity:</u> Practice tracing letters N, O, P OBJ: Fine motor skills	Talk about different sports with a ball and which body part we use to play each of those different sports.	<u>Dramatic Play</u> Pretend to play your favorite sport game OBJ: Imagination and gross motor.
Wednesday	Calendar/ Weather Sing: “Head Shoulders, Knees and Toes” <u>Morning Message:</u> What’s your favorite indoor and outdoor sport?	<u>Indoor versus Outdoor Sports</u> Discuss certain sports and have the children guess whether the sport is played indoor or outdoor. OBJ: Recall and discuss the story.	<u>Letter Sounds:</u> Practice letter sounds N, O, P. Think of words that start with these letters. OBJ : Enjoy singing a familiar song	<u>Smart Board Activity:</u> Practice tracing letters N, O, P OBJ: Fine motor skills	Explain the safety rules of outdoor sports versus indoor sports. Make a list of indoor sports and a list of outdoor sports	<u>Block Play:</u> Build a race track OBJ: fine motor skills/ hand eye coordination
Thursday	Calendar/ Weather Sing: “Skip to my Lou” <u>Morning Message:</u> List some safety rules we should follow at school.	Explain to the children the game of soccer. Explain the importance of not using our hands and using only our feet to play.. OBJ : Increase Vocabulary	<u>Photo Activity Cards</u> Use the prompts on the back to start discussions. OBJ : Increase Vocabulary	Glue pom poms on paper plates OBJ: Fine Motor and pincer control	Discuss different safety tips for different sports. For example, the reason why we wear helmets, pads, and protective eyewear.	<u>Dramatic Play</u> Pretend to play your favorite sport game OBJ: Imagination and gross motor.
Friday	Calendar/ Weather Sing: “Do your ears hang low” <u>Morning Message:</u> List some ways we can be a good sportsman.	Read: <u>My Body Talks</u> OBJ: Recall/ Discuss the sport in the story.	<u>Rhyme Time:</u> Have children come up with words that rhyme with: run, ball, kick, sport OBJ: Recall new information	<u>Chalk Board Play:</u> Review letters and theme related information OBJ: Fine Motor Skills	Explain to children what it means to be a good sportsman. It is not whether we win or lose but that we all have fun and are nice to all players	<u>Block Play:</u> Build a race track OBJ: fine motor skills/ hand eye coordination



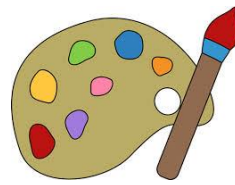
Weekly Focus:
Letter = H, h, I, i, J, j
Number = 5/Five
Color = Green
Shape = Rectangle

Theme: Culinary Creations

Class: Gard 3

Week: July 15 – 19, 2019

Day of the Week/ Objectives	Calendar Circle Time	Language Comprehension	Phonics Development	Fine Motor/ Handwriting Skills	Social Studies Values & Virtues	Learning Centers/ Circle Time
Monday	Calendar/ Weather Review things learned this week <u>Morning Message:</u> What is your favorite type of vegetable?	Read: The Very Hungry Caterpillar Create your own very hungry caterpillar adventure OBJ: Recall new information	<u>Alphabet Soup</u> Put the letters inside a bucket and take turns pulling out a letter and making the letter sounds	Make letters with noodles. OBJ: Fine Motor Skills	<u>Manners</u> Practice saying <i>please</i> and <i>thank you, yes ma'am & no ma'am, yes sir & no sir</i>	<u>Center Activity</u> Find a vegetable vs. a fruit OBJ: To learn the differences between fruits and vegetables
Tuesday	Introduce the theme and talk about your favorite foods to cook. Sing: “ On top of spaghetti” <u>Morning Message:</u> What is your favorite type of food?	Read: Food Around the World Discuss the children’s favorite foods and why? OBJ: Discuss the book with the class	Use magnetic letters to spell out the following words and have children read them aloud. B-Bread P-Pizza C-Carrots	Practice tracing and writing words(Letters): Review letters H, h, I, i OBJ: Working to enhance fine motor skills	Review all emotions/ feelings- Talk about the different feelings/ emotions and how they make you act and feel	<u>Dramatic Play</u> Create a family dinner OBJ: Learning about manners at the table
Wednesday	Calendar/ Weather Sing: “Take me out for some Ice Cream” <u>Morning Message:</u> What is your favorite flavor of ice cream?	Discuss where we can buy fruits and vegetables? How can we grow them? OBJ: New information	<u>Photo Activity Cards</u> OBJ : To build on the theme	Practice tracing words (letters): Review Letters J, j OBJ: Fine motor skills	Practice using our words to express ourselves	<u>Carrot, Carrot, Corn</u> Play this game just like Duck Duck Goose OBJ: cooperative play
Thursday	Calendar/ Weather Sing: “Peanut Butter and Jelly” <u>Morning Message:</u> What is your favorite type of fruit?	Read: Corn on the Cob OBJ: Have the children retell the story and describe the characters.	Have the children make the sounds of the ABC’s. Practice compound word: pineapple OBJ: Review letters and increase vocabulary	<u>Smart Board Activities:</u> Draw your favorite foods OBJ: Fine Motor and pincer control	<u>Values and Virtues</u> Talk about the words <i>Unselfishness</i> and <i>Sensitivity</i> <u>Social Studies</u> Seasons	<u>Dramatic Play</u> Go to the store and go shopping for groceries. OBJ: Using your imagination
Friday	Calendar/ Weather Review things learned this week <u>Morning Message:</u> What is your favorite type of vegetable?	Read: The Very Hungry Caterpillar Create your own very hungry caterpillar adventure OBJ: Recall new information	<u>Alphabet Soup</u> Put the letters inside a bucket and take turns pulling out a letter and making the letter sounds	Make letters with noodles. OBJ: Fine Motor Skills	<u>Manners</u> Practice saying <i>please</i> and <i>thank you, yes ma'am & no ma'am, yes sir & no sir</i>	<u>Center Activity</u> Find a vegetable vs. a fruit OBJ: To learn the differences between fruits and vegetables



Weekly Focus:
Letter = Q, q, U, u, R, r
Number = 8/Eight
Color = Black
Shape = Semi-Circle

Theme: Color My World

Class: Gard 3

Week: July 22 – 26, 2019

Day of the Week/ Objectives	Calendar Circle Time	Language Comprehension	Phonics Development	Fine Motor/ Handwriting Skills	Social Studies Values & Virtues	Learning Centers/ Circle Time
Monday	Introduce the theme. Calendar / Weather Sing: “Colors, Colors all around” <u>Morning Message:</u> What’s your favorite color?	Read: <u>Colors</u> and describe the cover OBJ: Recall/ Discuss the painting and colors from the story.	Sing: “The Color Song” OBJ: Introduce vocabulary theme related	Stamp flowers on construction paper to create a piece of art. OBJ: working to enhance fine motor skills	Show pictures of famous painters and talk about what they painted.	Search for primary and secondary colors in the classroom OBJ: Recall new information
Tuesday	Calendar/ Weather Sing: “ I Can Make a Rainbow” <u>Morning Message:</u> How do we make secondary colors?	Audio Book: Pete the Cat; I Love My White Shoes. OBJ: Enhancing listening skills	<u>Colors of the Rainbow</u> Spell out different colors using the white boards. OBJ: To build word vocabulary	<u>Play Dough Fun</u> Make the letter R with red play dough. OBJ: Fine motor skills	Talk to the children about Leonardo Da Vinci and his famous painting of the “Mona Lisa”.	Let the children make sculptures with play dough OBJ: Imagination and gross motor.
Wednesday	Calendar/ Weather Sing: “Colors, Colors all around” <u>Morning Message:</u> What are some things that come in your favorite color?	<u>Photo Activity Cards</u> Use the prompts in the back to discuss the Photo Activity Card. OBJ: Recall and have the children describe the characters	Sing: “Somewhere Over the Rainbow” OBJ : Enjoy singing a familiar song	Color a rainbow. OBJ: Pre handwriting skills	Talk to the children about the famous painter Michelangelo.	Paint with primary colors and secondary colors OBJ: Fine motor skills/ hand eye coordination
Thursday	Calendar/ Weather Sing: “The Blue Song” <u>Morning Message:</u> What can we use to make art?	Explain to the children about primary colors and secondary colors OBJ: Recall new information	<u>Photo Activity Cards</u> Use the prompts in the back to discuss the Photo Activity Card. OBJ: Recall and have the children describe the characters	Create a paper collage using all the colors of the rainbow. OBJ: Fine Motor and pincer control	Talk to the children about Beethoven and how he composed the famous song Fur Elise.	Build with colorful Legos and create a design OBJ: Cooperation with others imagination
Friday	Calendar/ Weather Sing: “ I Can Make a Rainbow” <u>Morning Message:</u> What type of artist do you want to be?	<u>Smart Board Activity:</u> Review new information from theme (colors, shapes, drawings) OBJ: Recall new information	<u>Vocabulary Review:</u> Colors, Art, drawing, Creating OBJ: Recall new information	<u>Chalk Board Play:</u> Review letters and theme related information OBJ: Fine Motor Skills	Talk to the children about famous artist Van Gogh. He painted “gloomy” painting due to his life history.	Make an art master piece OBJ: Imagination and gross motor



Weekly Focus:
Letter = R, r, S, s, T, t
Number = 9/Nine
Color = Blue/ Green
Shape = Rhombus/Diamond

Theme: Water Wonders

Class: Gard 3

Week: July 29 – August 2, 2019

Day of the Week/ Objectives	Calendar Circle Time	Language Comprehension	Phonics Development	Fine Motor/ Handwriting Skills	Social Studies Values & Virtues	Learning Centers/ Circle Time
Monday	Introduce the theme. Calendar / Weather Sing: “Down in the Deep Blue Sea” <u>Morning Message:</u> Where do fish live?	Read: Living near the sea OBJ: Recall/ Discuss the main parts of the story.	New Vocabulary words: Ocean, Seas, Fish, Sand, Water OBJ: Introduce vocabulary theme related	Creating play dough islands. OBJ: Working to enhance fine motor skills	Discuss what you do at the beach. Ask the children to bring hats and sunglasses.	Dramatic play: Let’s pretend we are going to the beach for the day OBJ: Recall new information
Tuesday	Calendar/ Weather Sing: “ Five Little Fishes in the Sea” <u>Morning Message:</u> How big is the ocean and what lives in the ocean?	Read: Boat Rides OBJ: Enhancing listening skills	Spell out water words: Sea, Ocean, Fish, Shells OBJ: To build word vocabulary	Smart Board Activity: Practice letters R, S, T OBJ: Fine motor skills	Explain to the children the difference between an ocean and a desert.	Let the children make ocean animals with play dough OBJ: imagination and gross motor.
Wednesday	Calendar/ Weather Sing: “Down By the Bay” <u>Morning Message:</u> Have you been to the beach? What have you done at the beach?	Read: Grandma and Me OBJ: Recall and have the children describe the characters and what happen	Talk about sounds and syllables in “water balloon”. OBJ : Vocabulary building	Practice writing words (letters): Tracing R, r, S, s, T, t OBJ: Pre handwriting skills	Discuss with the children if we can live under the sea.	Making our own Fish OBJ: Fine motor skills/ hand eye coordination
Thursday	Calendar/ Weather Sing: “Five Little Fishes in the Sea” <u>Morning Message:</u> What is a river? What is an ocean? What is a lake?	Read: Rainbow fish OBJ: Recall new information	Make a class ocean story OBJ: Vocabulary building	Color/ draw an ocean scene OBJ: Fine Motor and pincer control	Talk about what the swim instructor, life guard, and the captain of a ship do.	Let’s go fishing OBJ: Cooperation with others imagination
Friday	Calendar/ Weather Sing: “A sailor Went to Sea” <u>Morning Message:</u> What was your favorite activity today?	<u>Smart Board Activity:</u> Review new information from theme (fish, Oceans, Shells) OBJ: Recall new information	<u>Vocabulary Review:</u> Ocean, Seas, Fish, OBJ: Recall new information	<u>Chalk Board Play:</u> Review letters and theme related information OBJ: Fine Motor Skills	Explain to the children how to conserve water.	Build a ship harbor with blocks or Legos OBJ: imagination and gross motor



Weekly Focus:
 Letter = Review ABC's
 Number = Review 1-15
 Color = Review all Secondary Colors
 Shape = Review basic shapes

Theme: Bon Voyage Summer

Class: Gard 3

Week: August 5 – 9, 2019

Day of the Week/ Objectives	Calendar Circle Time	Language Comprehension	Phonics Development	Fine Motor/ Handwriting Skills	Social Studies Values & Virtues	Learning Centers/ Circle Time
Monday	Introduce the theme. Calendar / Weather Sing “The Weather Song” <u>Morning Message:</u> What is a festival?	Talk about different festivals in our community. OBJ: Discuss new information.	Learn new vocabulary word “Festival” “Party”. OBJ: Introduce vocabulary theme related	Use yarn to make the first letter of your name. OBJ: To encourage sensory exploration	Explain to the children how different countries have different festivals.	Play some carnival games OBJ: To enjoy games with friends.
Tuesday	Calendar/ Weather Sing: “If You’re Happy and You Know It” <u>Morning Message:</u> How do you have fun with your friends?	Talk about what type of festival you might have. Talk about things you might hear and things you might see. OBJ: Encourage storytelling and creativity.	<u>Letter Flash Cards</u> Use these to spell out their names. OBJ: Letter recognition	<u>Lacing Cards</u> OBJ: Working on pincer grasp development	Talk about how festivals are an opportunity to have fun with our friends.	Sensory Centers: Chalk, coloring and play dough OBJ: Fine motor
Wednesday	Calendar/ Weather Sing: “The Ants Go Marching” <u>Morning Message:</u> What’s your favorite song to dance to?	<u>Puppet Show</u> Show the children how to have a puppet show OBJ: Enhance imagination and creativity	<u>Letter Flash Cards</u> Encourage the children to find the first letter of their names. OBJ: Beginning sounds.	<u>Play Dough</u> Create letters of the week or letters for each child’s name. OBJ: Fine Motor Skills	Explain to the children that different festivals have different types of music.	Finger Play Favorites OBJ: Engage in a group activity
Thursday	Calendar/ Weather Sing: “Chicken Dance” <u>Morning Message:</u> What’s your favorite way to dance?	Explain to the children that dancing and singing are things you might do at a festival OBJ: Discuss new information	<u>Fish Letters</u> Spell out their names OBJ: Vocabulary building	<u>Smart Board Activity</u> Write the child’s name and have them trace the letters with their finger. OBJ: Fine motor and pincer control	Share with the children about a festival you really enjoyed going to. Talk about the music you heard and what the theme was, if any.	Listening center and puzzles OBJ: Cooperation with others imagination
Friday	Calendar/ Weather Sing: Your favorite nursery rhyme <u>Morning Message:</u> What types of foods do you see at a festival?	Discuss different types of foods that you see during festivals. OBJ: Review the theme	<u>Smart Board Activity</u> Review new vocabulary words OBJ: Recall new information	Use yarn to make the first letter of your name. OBJ: To encourage sensory exploration	Review all of the information you have shared about the different festivals.	Making fun festive decorations OBJ: imagination.