


PATHS Lesson 17

Lesson : Turtle Technique Review

Week: December 16-20, 2019

Day of the Week/ Objective	Gard 3	Crème Prep	Transitional Kindergarten
<p>Monday To teach children the appropriate times to use the Turtle Technique.</p>	<p>Use the turtle and hedgehog puppets to introduce the lesson.</p> <p>Practice group Turtles twice a day.</p> <p>Sing "Just Do Turtle."</p>	<p>Use the turtle and hedgehog puppets to introduce the lesson.</p> <p>Practice group Turtles twice a day.</p> <p>Sing "Just Do Turtle."</p>	<p>Use the turtle and hedgehog puppets to introduce the lesson.</p> <p>Practice group Turtles twice a day.</p> <p>Sing "Just Do Turtle."</p>
<p>Tuesday To learn the meaning of rule.</p>	<p>Discuss rules and laws and why we have them</p>	<p>Discuss rules and laws and why we have them</p>	<p>Discuss rules and laws and why we have them</p>
<p>Wednesday To introduce the Turtle Reinforcement System.</p>	<p>Sing "Just Do Turtle."</p> <p>Wise Old Turtle Glasses</p> <p>Turtle Reinforcement System</p>	<p>Model the appropriate use of Turtle three times this week.</p> <p>Wise Old Turtle Glasses</p> <p>Turtle Reinforcement System</p>	<p>Model the appropriate use of Turtle three times this week.</p> <p>Wise Old Turtle Glasses</p> <p>Turtle Reinforcement System</p>
<p>Thursday To learn the meaning of rule.</p>	<p>Discuss rules and laws and why we have them</p>	<p>Discuss rules and laws and why we have them</p>	<p>Discuss rules and laws and why we have them</p>
<p>Friday To demonstrate the three steps for doing Turtle.</p>	<p>Twiggie Learns to Do Turtle Play.</p> <p>Send home the parent handout on Doing Turtle.</p>	<p>Twiggie Learns to Do Turtle Play.</p> <p>Send home the parent handout on Doing Turtle.</p>	<p>Twiggie Learns to Do Turtle Play.</p> <p>Send home the parent handout on Doing Turtle.</p>




PATHS Lesson 18

Lesson : Appropriate Turtle I


Week: December 23-27, 2019

Day of the Week/ Objective	Gard 3	Crème Prep	Transitional Kindergarten
Monday To practice the Turtle Technique.	Use the turtle and dog puppets to introduce this lesson. Dr 17-1 to Dr 17-5 Practice group Turtles twice a day	Use the turtle and dog puppets to introduce this lesson. Dr 17-1 to Dr 17-5 Practice group Turtles twice a day	Use the turtle and dog puppets to introduce this lesson. Dr 17-1 to Dr 17-5 Practice group Turtles twice a day
Tuesday			
Wednesday			
Thursday To be able to identify different problem situations.	Turtle Corner Model the appropriate use of Turtle.	Use the drawings T 17-1 to T 17-12 to identify if the situation is a time when it is important to use the Turtle Technique.	Use the drawings T 17-1 to T 17-12 to identify if the situation is a time when it is important to use the Turtle Technique.
Friday To internalize the steps for doing Turtle.	Send home the PATHS Kid for Today parent letter. Find ways to involve parents in the compliment process.	Turtle corner Send home the PATHS Kid for Today parent letter. Find ways to involve parents in the compliment process.	Turtle corner Send home the PATHS Kid for Today parent letter. Find ways to involve parents in the compliment process.




PATHS Lesson 19 Lesson : Appropriate Turtle II Week: December 30, 2019-January 3, 2020

Day of the Week/ Objective	Gard 3	Crème Prep	Transitional Kindergarten
Monday To expand children's knowledge of appropriate times to do Turtle.	Use the duck puppet to introduce this lesson. Dr 18-1 to Dr 18-6	Use the duck puppet to introduce this lesson. Dr 18-1 to Dr 18-6	Use the duck puppet to introduce this lesson. Dr 18-1 to Dr 18-6
Tuesday To reinforce children's awareness that doing Turtle is a signal to others.	Play "Twiggle Hot Potato."	Play "Twiggle Hot Potato." Discuss the appropriate times to do turtle.	Play "Twiggle Hot Potato." Discuss the appropriate times to do turtle.
Wednesday			
Thursday To review how to do turtle.	How to do turtle	How to do turtle	How to do turtle
Friday To expand children's knowledge of appropriate times to do Turtle.	Send home the PATHS Kid for Today parent letter. Find ways to involve parents in the compliment process.	Send home the PATHS Kid for Today parent letter. Find ways to involve parents in the compliment process.	Send home the PATHS Kid for Today parent letter. Find ways to involve parents in the compliment process.



PATHS Lesson 19 Lesson : Appropriate Turtle II Week: December 30, 2019-January 3, 2020

Day of the Week/ Objective	Gard 3	Crème Prep	Transitional Kindergarten
Monday To expand children's knowledge of appropriate times to do Turtle.	Use the duck puppet to introduce this lesson. Dr 18-1 to Dr 18-6	Use the duck puppet to introduce this lesson. Dr 18-1 to Dr 18-6	Use the duck puppet to introduce this lesson. Dr 18-1 to Dr 18-6
Tuesday To reinforce children's awareness that doing Turtle is a signal to others.	Play "Twiggle Hot Potato."	Play "Twiggle Hot Potato." Discuss the appropriate times to do turtle.	Play "Twiggle Hot Potato." Discuss the appropriate times to do turtle.
Wednesday			
Thursday To review how to do turtle.	How to do turtle	How to do turtle	How to do turtle
Friday To expand children's knowledge of appropriate times to do Turtle.	Send home the PATHS Kid for Today parent letter. Find ways to involve parents in the compliment process.	Send home the PATHS Kid for Today parent letter. Find ways to involve parents in the compliment process.	Send home the PATHS Kid for Today parent letter. Find ways to involve parents in the compliment process.




PATHS Lesson 20

Lesson : Calm or Relaxed

Week: January 6-10, 2020

Day of the Week/ Objective	Gard 3	Crème Prep	Transitional Kindergarten
Monday To define the feeling "calm" or "relaxed."	Use the Twiggie puppet to create an example of the feeling "calm" or "relaxed." Ph 19-1 to Ph 19-3	Use the Twiggie puppet to create an example of the feeling "calm" or "relaxed." Ph 19-1 to Ph 19-3	Use the Twiggie puppet to create an example of the feeling "calm" or "relaxed." Ph 19-1 to Ph 19-3
Tuesday To learn about different cultures.	Discuss foods around the world.	Discuss foods around the world.	Discuss foods around the world.
Wednesday To identify calm or relaxed as a comfortable feeling.	Coffee-Filter Butterflies Relaxing to Music	Coffee-Filter Butterflies Relaxing to Music	Coffee-Filter Butterflies Relaxing to Music
Thursday To define the feeling "calm" or "relaxed."	Discuss ways to stay calm.	Discuss ways to stay calm.	Discuss ways to stay calm.
Friday To demonstrate that they understand the meaning of the words "calm" and "relaxed."	Send home the PATHS Kid for Today parent letter. Relaxing to Music Emotion-Sharing Session 3	Send home the PATHS Kid for Today parent letter. Relaxing to Music Emotion-Sharing Session 3	Send home the PATHS Kid for Today parent letter. Relaxing to Music. Emotion-Sharing Session 3




PATHS Lesson 21

Lesson : Sharing and Caring I

Week: January 13-17, 2020

Day of the Week/ Objective	Gard 3	Crème Prep	Transitional Kindergarten
Monday To define sharing in a positive context.	Use the turtle and hedgehog puppets to introduce the lesson. Make flower shapes	Use the turtle and hedgehog puppets to introduce the lesson. Make flower shapes	Use the turtle and hedgehog puppets to introduce the lesson. Make flower shapes
Tuesday To discuss the importance of water.	Show a globe to the children and discuss the importance of drinking water.	Show a globe to the children and discuss the importance of drinking water.	Show a globe to the children and discuss the importance of drinking water.
Wednesday To relate the concept of sharing to the concept of caring for others.	Remind children "Sharing Is Caring" Playing Together	Remind children "Sharing Is Caring" Playing Together Tell the children a story or something important about yourself.	Remind children "Sharing Is Caring" Playing Together Tell the children a story or something important about yourself.
Thursday To role model how to share.	Role model how to share.	Role model how to share.	Role model how to share.
Friday Children will experience the positive feeling associated with sharing.	Send home the parent handout Sharing Is Caring. Continue to send home the Compliment List with the PATHS Kid for Today. Friendship Sharing Salad	Send home the parent handout Sharing Is Caring. Continue to send home the Compliment List with the PATHS Kid for Today. Friendship Sharing Salad	Send home the parent handout Sharing Is Caring. Continue to send home the Compliment List with the PATHS Kid for Today. Friendship Sharing Salad




PATHS Lesson 22

Lesson : Sharing and Caring II

Week: January 20-24, 2020

Day of the Week/ Objective	Gard 3	Crème Prep	Transitional Kindergarten
Monday To help children understand that sharing is an important part of friendship.	Use the turtle and dog puppets to introduce the lesson. Sing "Five Friends Song."	Use the turtle and dog puppets to introduce the lesson. Sing "Five Friends Song." Matching character cards	Use the turtle and dog puppets to introduce the lesson. Sing "Five Friends Song." Find Your Feeling Friend.
Tuesday To learn how to overcome stress.	Introduce relaxing strategies as a healthy choice to overcome stress	Introduce relaxing strategies as a healthy choice to overcome stress	Introduce relaxing strategies as a healthy choice to overcome stress
Wednesday To further emphasize sharing in a positive context.	Sing "The More We Get Together." Praise children for sharing with one another. Ask them how they feel when they don't want to share.	Point out during the day which types of things are for sharing and which things are not. Discuss how they feel about sharing. Sing "The More We Get Together."	Point out during the day which types of things are for sharing and which things are not. Discuss how they feel about sharing. Sing "The More We Get Together."
Thursday To discuss manners.	Discuss manners • List appropriate behaviors	Discuss manners • List appropriate behaviors	Discuss manners • List appropriate behaviors
Friday To introduce choices in the context of sharing.	Send home the PATHS Kid for Today parent letter. Find ways to involve parents in the compliment process. Friendship Coloring	Send home the PATHS Kid for Today parent letter. Find ways to involve parents in the compliment process. Find Your Feeling Friend.	Send home the PATHS Kid for Today parent letter. Find ways to involve parents in the compliment process. Friendship Walk



PATHS Lesson 23 Lesson : Twiggles Special Day Week: January 27-31, 2020

Day of the Week/ Objective	Gard 3	Crème Prep	Transitional Kindergarten
Monday To use a story to teach children that it is possible to have more than one friend.	Use the turtle puppet to introduce this lesson. Invite the PATHS Kid for Today up to help you with the storybook.	Use the turtle puppet to introduce this lesson. Invite the PATHS Kid for Today up to help you with the storybook.	Use the turtle puppet to introduce this lesson. Invite the PATHS Kid for Today up to help you with the storybook.
Tuesday To discuss healthy habits.	Discuss the importance of getting enough sleep.	Discuss the importance of getting enough sleep.	Discuss the importance of getting enough sleep.
Wednesday To accept that it is possible to have more than one friend.	Sing "What Friends Do." Transition activity	Sing "What Friends Do." Sticking to Our Friends	Sing "What Friends Do." Friendship Puzzle
Thursday To practice how to care for books.	Role-play reading a book as an important part of the bedtime routine	Role-play reading a book as an important part of the bedtime routine	Role-play reading a book as an important part of the bedtime routine
Friday To play with a variety of other children.	Continue to send the Compliment List home with the PATHS Kid for Today. Musical Friends	Continue to send the Compliment List home with the PATHS Kid for Today. Musical Friends	Continue to send the Compliment List home with the PATHS Kid for Today. Musical Friends